

SUNSURIA

Building Today Creating Tomorrow



INSPIRED SIDE OF LIFE

ANNUAL REPORT 2015



INSPIRED SIDE OF LIFE

There's a haven for thinkers, movers and trendsetters. A space with a vibrant flow of energy that is self-contained, yet unconfined as there's abundant space for self-expression, where imagination can run free, where creativity meets the new economy. In Sunsuria, we believe in creating places where different worlds come together, to share, to create, to inspire and in turn, be inspired.

OUR VISION

To be a progressive corporation which we can take pride in. One that is valued and respected by all our stakeholders.

OUR MISSION

To engage and delight our customers by delivering a distinctly Sunsuria experience of service excellence and warmth, through a culture of integrity, quality and reliability.



Integrity



Reliability

OUR VALUES

Respectful

We respect and value the community in which we operate and strive to enrich it. We take pride in working as a team and believe in earning respect through our actions.

Committed

We are committed to achieve excellence in all that we do and delivering the best experience for our customers.

Progressive

We constantly embrace change to remain relevant in the marketplace. We strive for continuous improvement and innovation as a trendsetter in the industry.

The 'Sunsuria' story

Since 1989, **Sunsuria** has delivered more than 2,500 innovative, high value and quality properties in a variety of segments from light industrial factories to commercial units and residences.

Current development projects of Sunsuria include Trivo, a commercial development project, and Suria Residence, a luxurious freehold serviced apartment project, both of which are located in Bukit Jelutong. In Setia Alam, Sunsuria has developed the prime gated and guarded bungalow lots known as Suria Hills.

Since 2013, Sunsuria has embarked on a 525-acre township in Salak Tinggi, Putrajaya South. This integrated township, with the proposed name of "Sunsuria City", is the flagship development of Sunsuria. It consists of the 150-acre Xiamen University Malaysia Campus, the first overseas campus of a Chinese university. The ground-breaking ceremony commenced in July 2014. The first section of the campus was successfully completed in September 2015. The first intake of students will be on board in March 2016 and this will immediately add vibrancy into the Sunsuria City development.

Sunsuria has, via its associate company CI Medini Sdn Bhd with Creed Investment Pte. Ltd., jointly developed an 82-acre mixed development known as CI Medini in Iskandar Malaysia, Johor Bahru.

Sunsuria has also, under its project management, launched Phase 1 (comprising retail shop lots) of a 13-acre integrated development known as The Forum @ Sunsuria Seventh Avenue in Setia Alam. Several notable past projects under the "Sunsuria"

brand name include Suria Jelutong, a 665-unit high rise serviced apartment project in Bukit Jelutong; Sunsuria Avenue, a mixed commercial development in Kota Damansara; Sunsuria Ampang Sports Complex, a mixed-use sports complex in Ampang; and Sunsuria Seventh Avenue, semi-detached commercial lots in Setia Alam.

Through the company's commitment to sustainable development and of constructing buildings to the highest standards, Sunsuria was recently awarded The EDGE-PEPS Value Creation Excellence Award 2014 for The CORE in Kota Damansara, ASIA PACIFIC PROPERTY AWARDS ("APPA") Architectural 2015-2016 Highly Commended in the Office Architecture Malaysia Category for Sunsuria Seventh Avenue in Setia Alam and APPA Architectural 2015-2016 Best Residential Landscape Architecture Malaysia Category for Suria Residence in Bukit Jelutong.

The management team is led by Datuk Ter Leong Yap, the founder and owner of the "Sunsuria" brand with over 20 years of experience in property development. Together with his highly experienced senior management team, Sunsuria has accumulated over 100 years of property development experience. With the diverse capabilities of Executive Chairman Datuk Ter and his senior management team, the property development business is the primary business and key growth driver of Sunsuria.

OUR DEVELOPMENTS

SUNSURIA CITY

Putrajaya South, Salak Tinggi

Designed as an international lifestyle destination, Sunsuria City spans 525 acres and will be the township of the future. Built around the core of Xiamen University Malaysia Campus, with a refreshing concept of “Smart, Livable and Sustainable” and a potential GDV of RM10.00 billion.

Sunsuria City contains its own integrated connection to the Klang Valley’s high speed Express Rail Link (ERL). It sits adjacent to Kuala Lumpur International Outlet (KLIO) Mall and is only a short distance from Kuala Lumpur International Airport (KLIA), adding an extra dimension of convenience.

Featuring an array of retail malls, apartments, commercial shoplots, hotels, and landed residential homes, Sunsuria City aims to provide an all-in lifestyle. Combining smart living solutions such as ICT ready infrastructure, livable environments, and a sustainable master plan, Sunsuria City is more than a destination, it is an experience to be savoured.

A place to share knowledge and grow with a strong community, Sunsuria City boasts a perfect balance of relaxation and enhancement. A journey that embraces innovation and draws people and public closer to nature. Whether personal or professional, recreation or leisure, whatever you need you will find here; Sunsuria City truly is a township of tomorrow, built to bring you the very best of today.

SMART · LIVABLE · SUSTAINABLE



**XIAMEN
UNIVERSITY MALAYSIA**
IN THE HEART OF SUNSURIA CITY

OUR DEVELOPMENTS



SURIA RESIDENCE Bukit Jelutong

Nestled in the refreshing enclave of Bukit Jelutong, Suria Residence is a mark of distinguished living. This luxurious freehold serviced residence is set on approximately 3.55 acres and is located in the established neighbourhood of Bukit Jelutong.

Live blissfully at Suria Residence, knowing that you are safe and sound in your private sanctuary. Enjoy the best in life amidst nature's greenery and experience the unique and practical design of your carefully crafted home.



TRIVO Bukit Jelutong

Introducing TRIVO – a vibrant commercial hub strategically located in the heart of Bukit Jelutong, Shah Alam. TRIVO is an integral part of the 11.5-acre Suria Jelutong mixed development situated within the 180-acre Bukit Jelutong Commercial Centre (BJCC).

One of the last freehold commercial developments in this upscale neighbourhood with high-income residents, TRIVO integrates seamlessly with well-established townships and amenities in its vicinity. It is just minutes away from neighbouring townships such as Klang, Kota Damansara, Subang Jaya and Ara Damansara.

SURIA HILLS Setia Alam

Set amidst 17 acres of prime freehold hillside land with sweeping vistas of the pristine Setia Alam and Bukit Cherakah forest reserves, Suria Hills is a guarded private bungalow enclave.

With 15% of the enclave set aside for a green oasis of landscaped streets and walkways, along with convenient access to a luscious 19 acres recreational park, Suria Hills is truly at home with nature. While designed to give utmost privacy and security, residents are never far from life's indulgences. Shopping and dining spots, schools (both public and private), along with other commercial conveniences are just minutes away.

DEVELOPMENTS MANAGED BY SUNSURIA



THE FORUM SUNSURIA SEVENTH AVENUE Setia Alam

Following the success of Sunsuria Seventh Avenue, phase two utilises the same concept of combining business and leisure.

This innovative integrated development is set to give businesses and residents a complete lifestyle experience in the heart of Setia Alam. Its strategic location offers great accessibility via major highway connections and enjoys a constant flow of high traffic due to its proximity to a myriad of existing amenities. Together with Sunsuria Seventh Avenue, this commercial epicentre is spread across 30 acres.



SURIA RAFFLESIA & SURIA IXORA Setia Alam

Come home to your sanctuary amidst nature. Strategically located in Setia Alam, this freehold low-density residential development offers a trendy yet affordable lifestyle. Set amidst a natural backdrop, it promises serene surroundings in a gated and guarded environment that is close to all of life's essentials. Suria Rafflesia and Suria Ixora offer an ideal combination of privacy, modern living and easy accessibility. Residents can relax amidst the green surroundings or enjoy the bustle of Setia Alam's well-established neighbourhood.



SURIA JELUTONG Bukit Jelutong

In the heart of Bukit Jelutong lies Suria Jelutong, an integrated development featuring shops, retail boutiques, Soho and Serviced Suites. Suria Jelutong is an integral part of our masterplan to develop 11.45 acres of prime freehold land into one of Malaysia's latest commercial hotspots. Suria Jelutong caters to over 25,000 high-income residents in its vicinity. Its prime location and high traffic connections to adjoining townships ensure good rental yields and capital appreciation – perfect for both business owners and investors alike.

Nestled next to the Bukit Cahaya Forest Reserve, Suria Jelutong also offers its residents central convenience amidst the scenic beauty of rolling hills and lush greenery.

DEVELOPMENTS MANAGED BY SUNSURIA



SUNSURIA SEVENTH AVENUE

Setia Alam

Sunsuria Seventh Avenue is a vibrant business hub comprising 57 units of 2 and 3-storey semi-detached commercial lots.

Designed with versatility in mind, it caters to a multitude of different businesses – anything from retail boutiques to corporate offices and more. Its strategic location offers great accessibility via major highway connections and enjoys a constant flow of high traffic due to its proximity to a myriad of existing amenities. Together with The Forum @ Sunsuria Seventh Avenue, this commercial epicentre is spread across 30 acres.



SUNSURIA AMPANG SPORTS COMPLEX

Ampang Jaya

Sunsuria Ampang Sports Complex spans over 4 acres of prime Ampang Jaya land and offers a complete sports and recreation facility to cater to the residents of Ampang.

Its comprehensive sports facilities include a FIFA international-sized futsal pitch, 8 standard futsal pitches and 8 badminton courts. Other amenities include pro-shops, a physiotherapy centre, taekwondo and kumdo training centres and a Balinese restaurant.



SUNSURIA AVENUE

Kota Damansara

Sunsuria Avenue is a commercial hub catering to the bustling township of Kota Damansara.

This 8-storey signature office and commercial tower is where you will find the headquarters of Sunsuria, housing both our corporate office and main sales gallery. Sunsuria Avenue spans across 7.25 acres and comes complete with a boutique hotel and state-of-the-art sports & recreational complex – making it the perfect setting for work and leisure.



Associate Company Project

CI MEDINI

Iskandar Malaysia

CI Medini, located strategically at the gateway to Nusajaya in Medini Zone C, is set to transform 82 acres of land into a vibrant and iconic hub.

The masterplan for this integrated development consists of residences, commercial offices, retail and industrial components - all woven together seamlessly into one exclusive address. The pulse of its commercial precinct is complemented by the leisurely vibe of tree-lined boulevards surrounding residential towers.

CONTENTS

08 Corporate Information

24 Chief Executive Officer's Statement

148 List of Group Properties

10 Corporate Structure

30 Statement of Corporate Social Responsibility

149 Analysis of Shareholdings

11 Group Financial Highlights

31 Corporate Governance Statement

151 Corporate Directory

14 Chairman's Statement

42 Statement on Risk Management & Internal Control

152 Notice of Annual General Meeting

20 Board of Directors and Chief Executive Officer

45 Audit Committee Report

Proxy Form

22 Profile of Board of Directors

49 Financial Statements



CORPORATE INFORMATION

BOARD OF DIRECTORS

DATUK TER LEONG YAP
Executive Chairman

KOONG WAI SENG
(MIA & MICPA Member)
Executive Director

DATO' TAN TIAN MENG
Independent Non-Executive Director

LIEW JEE MIN @ CHONG JEE MIN
Independent Non-Executive Director

DATIN LOA BEE HA
(MIA & MICPA Member)
Independent Non-Executive Director

ALEXON KHOR SWEK CHEN
Independent Non-Executive Director

TAN PEI GEOK
(MIA & CPA Australia Member)
Independent Non-Executive Director

AUDIT COMMITTEE

LIEW JEE MIN @ CHONG JEE MIN
Chairman

DATO' TAN TIAN MENG

DATIN LOA BEE HA

NOMINATION COMMITTEE

LIEW JEE MIN @ CHONG JEE MIN
Chairman

DATO' TAN TIAN MENG

DATIN LOA BEE HA

REMUNERATION COMMITTEE

DATO' TAN TIAN MENG
Chairman

DATUK TER LEONG YAP

LIEW JEE MIN @ CHONG JEE MIN

COMPANY SECRETARY

LEONG SHIAK WAN
(MAICSA NO. 7012855)



CORPORATE INFORMATION

REGISTERED OFFICE

Level 8, Symphony House
Pusat Dagangan Dana 1
Jalan PJU 1A/46
47301 Petaling Jaya
Selangor Darul Ehsan, Malaysia
Tel : (03) 7841 8000
Fax : (03) 7841 8199

HEAD OFFICE

Suite 8, Main Tower
Sunsuria Avenue
Persiaran Mahogani
Kota Damansara, PJU 5
47810 Petaling Jaya
Selangor Darul Ehsan, Malaysia
Tel : (03) 6145 7777
Fax : (03) 6145 7778
Website : www.sunsuria.com

PRINCIPAL BANKERS

Public Bank Berhad
CIMB Bank Berhad
AmBank (M) Berhad
OCBC Bank (Malaysia) Berhad

SHARE REGISTRAR

**Tricor Investor & Issuing House
Services Sdn Bhd**
Unit 32-01, Level 32, Tower A
Vertical Business Suite
Avenue 3, Bangsar South
No. 8, Jalan Kerinchi
59200 Kuala Lumpur
Tel : (03) 2783 9299
Fax : (03) 2783 9222

AUDITOR

Messrs Crowe Horwath (AF 1018)
(Chartered Accountants)

STOCK EXCHANGE LISTING

**Main Market of Bursa Malaysia
Securities Berhad**
Stock Name : SUNSURIA
Stock Code : 3743
Sector : Properties

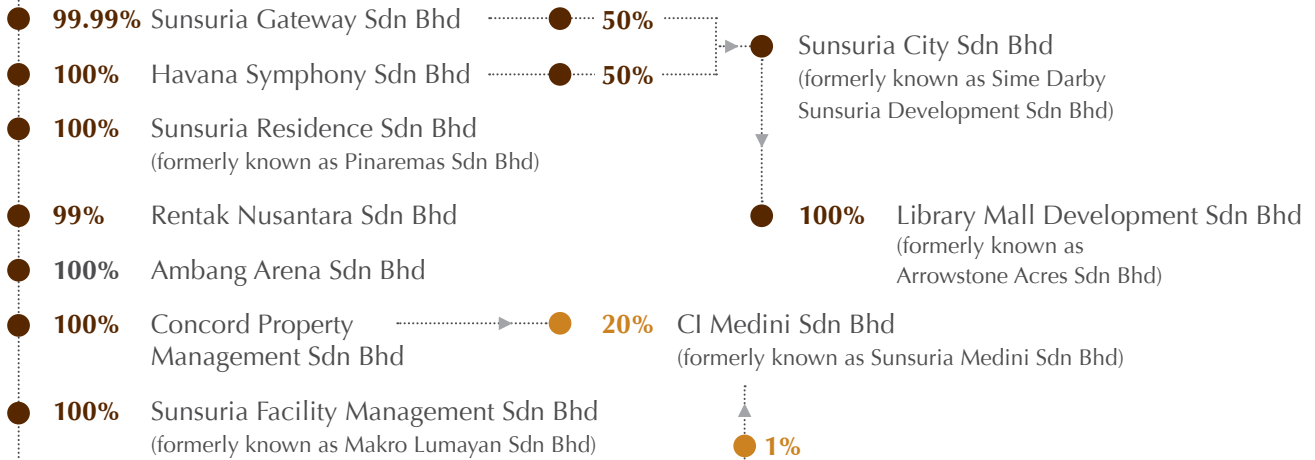


CORPORATE STRUCTURE


SUNSURIA

Building Today Creating Tomorrow

PROPERTY DEVELOPMENT & MANAGEMENT



OTHER INVESTMENT



MANUFACTURING



● Subsidiary
 ● Associate Company
 ---> held by

GROUP FINANCIAL HIGHLIGHTS

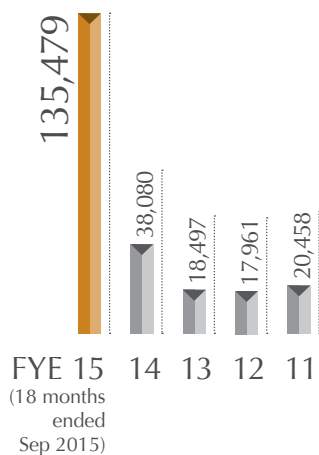
FOR THE FIVE YEARS ENDED 30 SEPTEMBER 2015

YEAR		2011	2012	2013	2014	FYE 2015 (18 months ended Sep 2015)
Revenue	(RM'000)					
- continuing operation		20,458	17,961	15,343	35,462	135,479
- discontinued operation		-	-	3,154	2,618	-
Profit after taxation attributable to owners of the Company	(RM'000)	2,288	1,687	989	3,564	15,103
Total Borrowings	(RM'000)	9,375	896	-	-	31,489
Equity attributable to owners of the Company	(RM'000)	68,063	69,750	70,525	88,254	581,693
Gearing Ratio	(times)	0.14	0.01	-	-	0.05
Basic Earning Per Share	(sen)					
- continuing operation		1.76	1.29	(0.69)	1.29	6.01
- discontinued operation		-	-	1.45	1.30	0.49
Net Asset Per Share	(RM)	0.52	0.54	0.54	0.56	0.79
No. of shares	("000")	130,361	130,361	130,361	158,361	735,487

YEAR		2011	2012	2013	2014	FYE 2015 (18 months ended Sep 2015)
SEGMENTAL : REVENUE						
Manufacturing		16,065	13,577	15,103	16,880	25,316
Leasing		4,191	4,153	3,154	2,618	-
Property Development		-	-	-	18,394	95,158
Others		202	231	240	188	15,005
		20,458	17,961	18,497	38,080	135,479

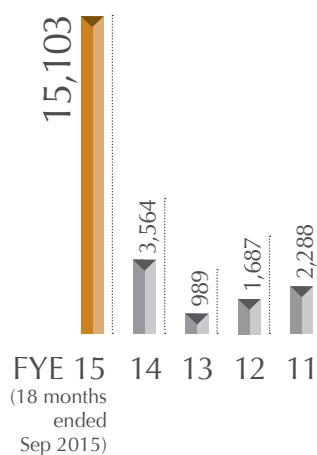
REVENUE
(RM'000)

▲ +256%



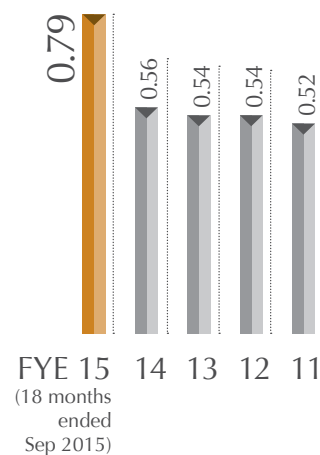
PROFIT AFTER TAXATION ATTRIBUTABLE TO OWNERS OF THE COMPANY
(RM'000)

▲ +324%



NET ASSET PER SHARE
(RM)

▲ +41%



**A *SMART* TOWNSHIP
CONNECTED TO LIFE
AND BEYOND**





CHAIRMAN'S STATEMENT

Sunsuria will continue to have property development as its primary focus, which is taking centre stage in its first full year of operations. Through our corporate exercise in this financial period, we were able to bring on board valuable assets in the form of land banks, that we are in the midst of developing into high-value properties



Dear Shareholders,

On behalf of the Board of Directors of Sunsuria Berhad ("the Company"), I am pleased to present the Annual Report and Audited Consolidated Financial Statements of the Company and its subsidiaries ("Sunsuria") for the financial reporting period between 1 April 2014 and 30 September 2015. I am also delighted to share with you Sunsuria's progress over this time.

2015 has been a challenging year for the economy, both domestically and internationally. According to the World Bank, global growth slowed to 2.4%, while China's GDP growth dipped below 7% and is likely to slow further in the coming years. The property development industry is no different – most property developers have taken the position that the industry is facing a downturn and are scaling back on new developments.

Nevertheless, we remain confident that Sunsuria will succeed despite the current market conditions. Indeed, we believe that the industry still

has tremendous growth potential, especially for properties developed to the highest standards of quality and reliability. Above all, our long-held philosophy that our success is built upon our customers' success remains a reassurance for our many prospective buyers and returning customers alike.

Sunsuria will continue to have property development as its primary focus, which is taking centre stage in its first full year of operations. Through our corporate exercise in this financial period, we were able to bring on board valuable assets in the form of land banks, which we are in the midst of

CHAIRMAN'S STATEMENT



| Sunsuria City, Salak Tinggi, Putrajaya South

“ We are especially proud of our upcoming flagship project, Sunsuria City, a 525-acre township at Salak Tinggi, Putrajaya South. At the heart of this freehold integrated development is the Xiamen University Malaysia Campus (XMUMC), the first overseas campus of a Chinese university.”

developing into high-value properties. We were also able to raise the necessary funds for these acquisitions through a Rights Issue exercise – the fact that this was over-subscribed by 14.05% (total of 475,084,416 Rights Shares with 158,361,472 Warrants available) is a testament to our stakeholders’ overwhelming support of our vision for the Company.

We have good reason to be optimistic in our outlook. In the previous financial year, we recorded revenues of RM38.08 million whereas for this financial period saw revenues increase to RM135.48 million. Over

70% of these revenues came from our property development segment, proving that it was wise to diversify and expand our business into property development.

Sunsuria has undertaken several major and ambitious development projects to pave the way for our future growth. The past year has seen the delivery of Trivo, a commercial development in Bukit Jelutong; Suria Jelutong, an integrated mixed development in Bukit Jelutong; and Suria Rafflesia, a residential development in Setia Alam. We are also expecting great things not only from the ongoing



| Suria Rafflesia, Setia Alam

CHAIRMAN'S STATEMENT

development of Suria Residence, a luxurious serviced apartment project, but also projects that were acquired as part of the corporate exercise, such as the exclusive bungalow lots of Suria Hills in Setia Alam and CI Medini, an 82-acre integrated development in Iskandar Malaysia, Johor Bahru.

We are especially proud of our upcoming flagship project, Sunsuria City, a 525-acre township at Salak Tinggi, Putrajaya South. At the heart of this freehold integrated development is the Xiamen University Malaysia Campus (XMUMC), the first overseas campus of a Chinese university. This top-ranked research university will begin enrolling its first students in March 2016 and the surrounding area will soon be infused with a lively academic vibe. Sunsuria City is also a transit-oriented development that is accessible via the FT29 and the Elite Highway as well as the Express Rail Link (ERL), which connects KL Sentral to KLIA, thus connecting Sunsuria City to the world.



| ION 21, CI Medini, Iskandar Malaysia

Through Sunsuria City, the Company intends to raise its brand profile and enhance its product offering by rolling out the Smart, Livable and Sustainable (SLS) concept. Smart, because Sunsuria City aims to be a fully-integrated township that promotes digital technologies as a part of the lifestyle, enabling effective connectivity with improved service efficiency and performance, while optimising costs and resource consumption.

CHAIRMAN'S STATEMENT



| *The Forum @ Sunsuria Seventh Avenue, Setia Alam*

Livable, because its development has been specifically planned for long-term growth and renewal, embracing innovation and greenery throughout its public spaces to draw nature closer to people, building stronger togetherness amongst its residents, as well as promoting communal social events and cultural activities, using XMUMC to catalyse the growth of arts and culture. Sustainable, by promoting healthier



| *Suria Hills, Setia Alam*

and more eco-friendly lifestyles, where exercise is encouraged with bicycle-friendly walkway paths and public transportation is made more accessible via connectivity to the ERL, making travel from the township to the heart of the KL city fast and reliable.

SLS is also all about striking the balance between the environment and the modern lifestyle of technological ubiquity. People are concerned not only with internet accessibility or convenience, but also with the environment and their carbon footprint. Our vision is to provide a more efficient and comfortable lifestyle for people, while also ensuring that the township itself is rooted in the principles of sustainability.


More importantly, the SLS lifestyle principles are a direct reflection of our core values – Respectful, Committed and Progressive. As a team, we want to advance proudly towards the future, achieving our goals while also taking care of our stakeholders. Our

customers can expect to be delighted by the “Sunsuria Experience” of integrity, high quality and reliability. As such, we are extremely excited that the initial phases of Sunsuria City, consisting of commercial and residential units, will be launched progressively over the coming months.

Finally, as Executive Chairman of Sunsuria, I would like to convey my warm appreciation and thanks to the Board of Directors as well as the management team – your commitment to the Company and Sunsuria is the reason for our success. On behalf of the Board and myself, I would also like to thank all our shareholders – your unyielding support in the face of these challenging times will only encourage us to do better.

Datuk Ter Leong Yap
Executive Chairman





**PROMOTING A
CAPTIVATING,
LIVABLE
NEIGHBORHOOD**

BOARD OF DIRECTORS & CHIEF EXECUTIVE OFFICER



front from left to right:

Koong Wai Seng
Executive Director

Tan Pei Geok
Independent Non-Executive
Director

Datin Loa Bee Ha
Independent Non-Executive
Director

Datuk Ter Leong Yap
Executive Chairman

back from left to right:

Alexon Khor Swek Chen
Independent Non-Executive
Director

Ho Hon Sang
Chief Executive Officer

Dato' Tan Tian Meng
Independent Non-Executive
Director

**Liew Jee Min @
Chong Jee Min**
Independent Non-Executive
Director



PROFILE OF BOARD OF DIRECTORS

DATUK TER LEONG YAP

Executive Chairman

Datuk Ter Leong Yap graduated from the University of Malaya with Honours in Engineering. His foray into the industry began with a construction and material handling equipment business back in 1989. Since then, Datuk Ter has diversified his business interests to include property development and education.

Armed with a wealth of experience, determination, and an impeccable track record in the property development sector, he has successfully incorporated his personal vision and mission into Sunsuria, making it the very essence of the Company. He also strongly believes in running Sunsuria's property development businesses with upmost integrity and ensuring reliability of the Company in delivering its promises, customer experience and product quality with commitment.

Datuk Ter holds several distinguished positions within the region; namely, President of The Associated Chinese Chambers of Commerce and Industry of Malaysia (2015-2018), President of the Chinese Chamber of Commerce & Industry of Kuala Lumpur & Selangor (2015-2018), Director of Bank of China (Malaysia) Bhd, Member of the Malaysia-Singapore Business Council, Director of Xiamen University Malaysia Campus, and Honorary Member of the Malaysia-China Business Council (since 2010).

Datuk Ter was awarded the Sin Chew Business Excellence Award : Business Excellence Person of the Year 2014 for his contribution to the industry and community.

KOONG WAI SENG

Executive Director

Koong Wai Seng graduated with a Bachelor of Accountancy (Honours) degree from the University of Malaya in 1993.

He is a member of the Malaysia Institute of Certified Public Accountants (MICPA) and Malaysian Institute of Accountants (MIA). He has more than 20 years of financial and general management experience in a variety of industries including audit, financial advisory, leisure, hospitality, healthcare, property development and property investment.

He began his career at Arthur Andersen & Co. before joining Sunway City Berhad for 13 years where he was appointed as Chief Financial Officer and later as the Group Finance Director of the Sunway Group. Subsequently, he joined Tropicana Corporation Berhad (formerly known as Dijaya Corporation Berhad) as Executive Director before assuming his current position at Sunsuria.

DATO' TAN TIAN MENG

Independent Non-Executive Director

Dato' Tan Tian Meng graduated with Bachelor of Civil Engineering (Honours) from the University of Malaya in 1988. Since his graduation, he has had 25 years' experience and professional practice careers in industries related to construction and property development. He is currently a director of several private limited companies including Lintasan Remaja Sdn. Bhd., Delta Elegance Sdn. Bhd. and Grand Maluri Sdn. Bhd.

PROFILE OF BOARD OF DIRECTORS

LIEW JEE MIN @ CHONG JEE MIN

Independent Non-Executive Director

Liew Jee Min @ Chong Jee Min graduated with LLB (Honours) from the University of Leeds, England and Certificate of Legal Practice, Malaya. He was admitted as an Advocate and Solicitor of the High Court of Malaysia in 1986. He established the firm J. M. Chong, Vincent Chee & Co. in December 1986 and has been practicing since the date of admission and concentrates on banking, property and corporate matters.

DATIN LOA BEE HA

Independent Non-Executive Director

Datin Loa Bee Ha graduated from the University of Malaya with a Bachelor of Accounting Degree and is currently a member of MIA and MICPA.

She began her career with Price Waterhouse in 1989 and later joined Team Accountants Sdn. Bhd. (an investment holding company) in 1994 as the Finance Manager for 12 years.

She was previously on the Board of Director of Taylor's College Sdn. Bhd., Garden International School Sdn. Bhd. and Taylor's International School (KL) Sdn. Bhd. (formerly known as Sekolah Sri Garden Sdn. Bhd.). Currently, she is also a Director of Rentak Flora Sdn. Bhd.

ALEXON KHOR SWEK CHEN

Independent Non-Executive Director

Alexon Khor graduated with Honours as a Bachelor of Mechanical Engineering from University of Malaya in 1989 he later obtained his Master of Science in Management from Imperial College London with Distinction and was further awarded DIC from University of London in 1990.

Alexon is an energy expert across all upstream, midstream, renewable and downstream business with Shell International. He is also engaged with national and state governments in Europe, California (USA), Nigeria, Egypt, Saudi Arabia, Oman, Abu Dhabi, Gujarat (India), China, and Japan; on energy scenarios & policies, and how to best develop and/or secure their energy resources.

Apart from energy science, Alexon is also an expert in low carbon and smart cities development. He has been instrumental for the nine (9) years collaboration between Shell International and Shanghai government on low carbon development and big data development. He has also recently led the Shell – China State Council collaboration on transportation policies recommendation in the China 13th Five Years Plan strategy. Alexon continues to team up with many global names and players in helping cities around the globe to be connected, physically and digitally, to improve services across all walks of life.

His main role in Shell International is to discover and develop new businesses and meaningful collaborations for the company.

TAN PEI GEOK

Independent Non-Executive Director

Tan Pei Geok graduated with a Bachelor of Economics Degree from Monash University in 1983. She is also a member of the Certified Practising Accountants (CPA Australia) and the Malaysian Institute of Accountants (MIA).

She began her career as an auditor with Binder Hamlyn before joining Public Bank Berhad, where she served for over 20 years in various credit-related departments, most recently as the Deputy Director of Corporate Banking. Since 2004, she has been the Chief Executive Officer of Health Scan Malaysia Sdn. Bhd., a leading medical and diagnostic centre.

CHIEF EXECUTIVE OFFICER'S STATEMENT

Besides having 2 development projects located at Bukit Jelutong namely Trivo and Suria Residence, Sunsuria embarked on a land bank expansion exercise.

Dear Shareholders,

On behalf of the management team, I am pleased to present you an overview of Sunsuria's business activities and performance over the 18-month financial period 1 April 2014 to 30 September 2015.



CHIEF EXECUTIVE OFFICER'S STATEMENT

Sunsuria remains primarily focused on property development, besides also being a manufacturer of engineered wooden doors, wooden frames, and prefabricated doors.

During the financial period, Sunsuria had launched Suria Residence, comprising of 545 units of lifestyle

REVENUE

▲ **256%**
RM135.48 million
(18 months ended Sep 2015)

residences in November 2014, with an estimated Gross Development Value (GDV) of RM287.72 million. Immediately after the financial period ended 30 September 2015, Sunsuria has delivered the 30 units commercial shops known as Trivo. Besides, the 665-units apartment project named Suria Jelutong, which is managed by Sunsuria under the Sunsuria brand name was also delivered progressively.

Besides having 2 development projects located at Bukit Jelutong; namely, Trivo and Suria Residence, Sunsuria also embarked on a land bank expansion exercise. In this exercise the following land banks were secured:

- 1) Sunsuria City, a 375-acre freehold township development located in Salak Tinggi, Selangor, with the adjoining Xiamen University Malaysia Campus as its star attraction. Aside from the commercial retail shop-lots and semi-detached shop/office lots, it also features residential properties in the form of terrace houses, townhouses, villas, semi-detached houses, bungalows, condominiums, and serviced apartments. Sunsuria City will

additionally include a hotel, shopping mall, and corporate office buildings. With an initial estimated GDV of RM6.38 billion which can be potentially increased to RM10.00 billion, Sunsuria City will be launched in phases over the next 10 years;

- 2) Suria Hills at Setia Alam which comprises 68 units of bungalow lots; and
- 3) a 21% interest in CI Medini at Iskandar, Johor, an 82.77-acre mixed commercial and residential development project. The project has an estimated GDV of RM4.40 billion, and is handled by one of Sunsuria's associate companies (CI Medini Sdn. Bhd.). It is a joint venture between Sunsuria and our Japanese partner, Creed Group.

Simultaneously with the above expansion exercise, Sunsuria has conducted a fundraising Rights Issue in order to partially finance the above expansion exercise. This Rights Issue raised RM380.07 million in total. The above corporate exercise will help improve the future earnings of Sunsuria.

CHIEF EXECUTIVE OFFICER'S STATEMENT



| Trivo & Suria Jelutong, Bukit Jelutong

The performance of Sunsuria has improved substantially in this financial period; Sunsuria's after-tax profit increased to RM15.10 million against the after-tax profit of RM3.56 million reported in FY2014.

From a financial perspective, the Company has changed its financial year end from 31 March to 30 September. By way of contrast, the previous financial reporting period was the 12 months between 1 April 2013 and 31 March 2014 (FY2014).

In financial period ended 30 September 2015, Sunsuria's consolidated revenue has increased to RM135.48 million as compared with RM38.08 million generated in FY2014. This is an increase of 256% or on the annualised average basis an increase of 137% per annum, and is largely attributable to

CHIEF EXECUTIVE OFFICER'S STATEMENT



| *Suria Residence, Bukit Jelutong*

the property development segment, which charted revenues of RM95.16 million. This is over 70.2% of Sunsuria's revenue, and the segment contributed RM20.17 million in terms of pre-tax profit to Sunsuria.

On the other hand, the manufacturing division of Sunsuria contributed RM25.32 million (17.3%) towards the consolidated revenues during FY2015. This level of earnings is consistent with that of the previous financial year, given the longer reporting period.

The performance of Sunsuria has improved substantially in this financial period; Sunsuria's after-tax profit increased to RM15.10 million against the after-tax profit of RM3.56 million reported in FY2014. This represents an almost 324% increase in after-tax profit per annum, a remarkable result for Sunsuria, given its first full year of operations as a property developer.

APPRECIATION

On behalf of the management team, I would like to thank all the employees of Sunsuria for their dedication, loyalty, commitment and hard work. Sunsuria's improved performance is a direct result of their contribution, one way or another.

Ho Hon Sang
Chief Executive Officer

**BUILDING
SUSTAINABLE
COMMUNITIES
FOR ALL**





STATEMENT OF CORPORATE SOCIAL RESPONSIBILITY

“ At Sunsuria, we are committed to philanthropy and environmental sustainability in line with our business motto of Building Today Creating Tomorrow. Our goal is set high to ensure the success of our future generations and the wellbeing of our society as a whole. Aside from merely development and delivery of brick-and-mortar buildings, we aim to create our very first Sunsuria Township embodying the essence of a SMART, LIVABLE and SUSTAINABLE city.”

Providing a Livable Home for Everyone

Sunsuria strongly believes that everyone deserves a chance to have a comfortable and secure home with which to build one's success in life. With that in mind, we constantly strive to understand our society's needs and provide the disadvantaged with the home of their dreams. In early February 2015, we dedicated a home to En. Salizam, one of the under-privileged families at Kampung Orang Asli, Tanjung Sepat, Selangor.

Nurturing the Leaders of Tomorrow

Education is the foundation of everything. At Sunsuria, we are keen to encourage and support the education of less fortunate children by providing financial contributions towards relevant schools, organisations and individuals.

We have been continually providing for the education of children from poor families since 2013 and scholarships have been awarded to deserving students in various fields from accounting to medicine.



Sunsurian coaching a child from Rumah Juara during a tele match at Sports Planet Kota Damansara



Sunsuria's Executive Chairman, Datuk Ter, playing with the children of En. Salizam during the home dedication in Tanjung Sepat

We also provide incentives to the children of our employees for their excellent achievements in annual school examinations.

In June 2014, we contributed to and organised fun educational activities for approximately 60 children from Rumah Juara Puchong and Rumah Juara Petaling Jaya.

Working towards Ecological Sustainability

Sunsuria believes in preserving the world we live in for the well-being of our future generations. We not only adopt environmental-friendly construction practices and techniques, but we also actively conserve energy in the office by encouraging the use of natural lighting and minimising the usage of air-conditioning whenever possible.

We continue to take the initiative to educate our team to Reduce, Reuse and Recycle in their daily activities at home and at work. We have placed recycling bins around the office in support of this cause. All proceeds collected from the sale of recyclables are used in the aid of people in need. In January 2015, we donated school bags to the children of the flood victims in Pantai Timur.

CORPORATE GOVERNANCE STATEMENT

The Board of Directors of Sunsuria Berhad (“Sunsuria” or “the Company”) strongly believes that practising and maintaining good corporate governance in conducting the affairs and business of Sunsuria and its subsidiaries (“Sunsuria Group” or “the Group”) is fundamental in ensuring that the shareholders’ interests are protected and that the shareholders’ value is enhanced with the Group’s long term sustainable business success and continuous growth. The Board is therefore committed to preserve good corporate governance standards throughout the Group and strives to adopt the substance behind the Principles and Recommendations set out in the Malaysian Code on Corporate Governance 2012 (“the Code”) for the achievement of its ultimate goals and objectives.

Pursuant to paragraph 15.25 of the Main Market Listing Requirements of Bursa Malaysia Securities Berhad (“Bursa Securities”) (“MMLR”), the Board is pleased to present the following disclosure on the Group’s application of the Principles of the Code, with regard to the Recommendations of the Code during the financial period ended 30 September 2015.

A. BOARD OF DIRECTORS

(i) Composition of the Board and Board Balance

As at the financial period ended 30 September 2015, the Board comprises seven (7) Board members with two (2) Executive Directors (including the Executive Chairman) and five (5) Non-Executive Directors, all of whom are Independent Non-Executive Directors. During the financial period ended 30 September 2015, three (3) new Independent Non-Executive Directors were appointed. With this Board composition, the Company fully complies with the MMLR with regards to the constitution of the Board and the required ratio of Independent Directors, as well as the requirement for a director who is a member of the Malaysian Institute of Accountants to sit on the Audit Committee.

The Board currently comprises members with a mixture of backgrounds which provides the Group with the necessary knowledge and experience to discharge their duties and responsibilities effectively. The profiles of Board members are set out in pages 22 to 23 of this Annual Report.

There is a clear segregation of responsibility between the Board members to ensure that there is a balance of power and authority in the Group where:

- the Executive Chairman assumes the leadership role in the day-to-day operations and overall strategic planning of the Group;
- the Executive Director takes the responsibility of implementing the policies and decisions of the Board, overseeing as well as coordinating the development and implementation of business and corporate strategies; and
- the Non-Executive Directors participate in areas such as the establishment of policies and strategies, performance monitoring as well as improving governance and control and are independent of management and have no relationships which can materially interfere the exercise of their independent judgment so as to ensure that the interests of not only the Group, but also the stakeholders and the public in general are represented.

The Code recommends that the Board of Directors of a public listed company should be composed of a majority of independent directors where the chairman of the board is not an independent director. The Board of Directors of the Company, notwithstanding that the Chairman is an Executive Director, is of the opinion that the element of independence which currently exists is adequate to provide assurance that there is a balance of power and authority on the Board.

CORPORATE GOVERNANCE STATEMENT

A. BOARD OF DIRECTORS (CONT'D)

(ii) Roles and Responsibilities of the Board

Sunsuria Group is currently managed and led by individuals with diverse experience and expertise from varied professions, specialising in the fields of property development, property investment, construction, legal, marketing, finance, accounting, corporate affairs and administration. Together with the Management, they collectively bring a wide range of skills and expertise to effectively discharge their responsibilities towards achieving the Group's business strategies and corporate goals.

The principal roles and responsibilities assumed by the Board are as follows:

- To review, adopt and monitor the strategic plan of the Group as proposed by the management and to adopt and monitor the plan, ensuring that the strategic plan is in line with the Group's overall objectives in driving business growth and sustainability;
- To ensure the operations and business of the Group is managed properly, falling within the code of conduct of the Group and to the best interests of its stakeholders and the general public as a whole;
- To ensure full disclosure of all material information pertaining to the Group to its stakeholders and the general public;
- To identify principal risks involved in the business of the Group and to manage and/or mitigate these risks with proper and adequate internal control and risk management policies and systems;
- To formulate and have in place an appropriate succession plan encompassing the appointment, training, and determination of compensation for senior management of the Group; and
- To oversee the development and implementation of investor relations or shareholder communication policies.

(iii) Board Charter

The Board members refer to the Board Charter of the Company as a guide to identify the roles and responsibilities as well as the processes of the Board in performing their responsibilities and accountabilities towards the performance and governance activities of the Group and acting in the best interest of all stakeholders. Key features of the Board Charter are available for reference at the Company's website at www.sunsuria.com.

The Board Charter also lays out the composition of the Board and the delegation of authority by the Board to various committees which are disclosed in page 33 to 34 of this Annual Report.

CORPORATE GOVERNANCE STATEMENT

A. BOARD OF DIRECTORS (CONT'D)

(iv) Board Meetings

The Executive Directors, together with the Group's management, have regular meetings where operational details and other issues are discussed and considered. Apart from the management meetings, the Executive Directors also hold informal meetings with the other members of the Board whenever necessary. For the financial period ended 30 September 2015, there were eight (8) official Board Meetings held and the details of attendance of each Board Member at the Board meetings are as follow:

Director	Number of meetings held for financial period 1 April 2014 to 30 September 2015 (after appointment as Director)	Number of meetings attended
Datuk Ter Leong Yap	8	8
Wong Yuen Teck (Resigned with effect from 30 September 2015)	8	7
Koong Wai Seng	8	8
Dato' Tan Tian Meng	8	8
Liew Jee Min @ Chong Jee Min	8	8
Datin Loa Bee Ha	4	4
Alexon Khor Swek Chen (Appointed with effect from 13 February 2015)	3	2
Tan Pei Geok (Appointed with effect from 1 October 2015)	-	-

All the deliberations and conclusions of the Board meetings were properly recorded by the Company Secretary present at the meeting.

(v) Board Committees

The Board has delegated specific responsibilities and duties to its three (3) Committees; namely, the Audit, Nomination and Remuneration Committees, which operate under their respective defined terms of reference. These Committees, which do not have executive powers, deliberate and examine particular issues and report to the Board with their recommendations. The ultimate responsibility for the final decision, however, lies with the entire Board.

Audit Committee

The Sunsuria Audit Committee was established on 19 January 1994. The composition of the Committee, terms of reference and the summary of its activities carried out the financial period ended 30 September 2015 are set out in pages 45 to 48 of this Annual Report.

Nomination Committee

The Nomination Committee, which was established on 25 March 2002 and currently comprises three (3) independent Non-Executive Directors, is tasked with the responsibility of recommending to the Board suitable candidates for appointment as Directors, and to fill the seats on Board Committees whenever necessary. It will also carry out the process of assessing the effectiveness of the Board as a whole, the Board Committees and the contribution of each individual Director.

The Nomination Committee is also entrusted with the role of reviewing the succession plan for Directors by taking into consideration the necessary skills and expertise required by the Company to face the challenges and opportunities moving forward, and thus recommending the appropriate board composition for the Board's consideration and approval.

Currently the Board has two (2) female members. Although the Group does not have a gender diversity policy at the moment, the Board supports gender diversity in the Board composition and as such, as and when the opportunity arises, the Board via its Nomination Committee will take into consideration the appointment of other suitable female candidates.

CORPORATE GOVERNANCE STATEMENT

A. BOARD OF DIRECTORS (CONT'D)

(v) Board Committees (cont'd)

Nomination Committee (cont'd)

Decisions on appointments of new Directors are made by the full Board on a collective basis after considering the recommendations of the Nomination Committee.

Generally, the Nomination Committee assists the Board to review annually its required mix of skills, experience and other qualities, including core competencies which the Non-Executive Directors should bring to the Board.

The present members of the Nomination Committee are:

- 1) Liew Jee Min @ Chong Jee Min - Independent Non-Executive Director
(Chairman)
- 2) Dato' Tan Tian Meng - Independent Non-Executive Director
(Member)
- 3) Datin Loa Bee Ha - Independent Non-Executive Director
(Member)

The Nomination Committee had a meeting held on 26 November 2015 where all the Nomination Committee Members present carried out an annual evaluation process on the Board of Directors as a whole, Board Committees, and each individual Director. The proceedings of the meeting were properly recorded and documented.

Remuneration Committee

The Board had also set up a Remuneration Committee on 25 March 2002 which comprises the majority of Non-Executive Directors. The Committee's primary responsibility is to recommend to the Board the remuneration of the Executive Directors in all its forms, drawing from outside resources where necessary.

The present members of the Remuneration Committee are:-

- 1) Dato' Tan Tian Meng - Independent Non-Executive Director
(Chairman)
- 2) Datuk Ter Leong Yap - Executive Chairman
(Member)
- 3) Liew Jee Min @ Chong Jee Min - Independent Non-Executive Director
(Member)

The Remuneration Committee members met once during the financial year and it reviewed the remuneration packages and benefits accorded to the Executive Directors as well as the Non-Executive Directors. The Directors concerned abstained from deliberating on their own remuneration packages.

(vi) Supply of Information

All the Board and committee members have timely access to the relevant information pertaining to the Group as well as to the advice and services of the Company Secretary, management representatives and independent professional advisers wherever necessary at the Company's expense, to enable the Board and committee members to discharge their duties with adequate knowledge on the matters being deliberated. They are also kept informed of the requirements and updates issued by the regulatory authorities from time to time.

CORPORATE GOVERNANCE STATEMENT

A. BOARD OF DIRECTORS (CONT'D)

(vi) Supply of Information (cont'd)

Prior to each scheduled Board Meeting, all the Board members are provided with the requisite notice, agenda and Board Papers containing information relevant to the business of the meeting to enable them to have sufficient time to peruse the papers to assess all aspects of the Group's performance and for a comprehensive understanding of the issues to be deliberated and, if necessary, obtain further information or clarification from the management to ensure effectiveness of the proceedings at the meeting. Senior management members are invited to attend these meetings to explain and clarify matters.

In addition, there is a formal schedule of matters specifically reserved for the Board's decisions including, among other things, business strategies, operational policies and efficacies, acquisitions and disposals of material assets, investment policies and approval of financial statements. Minutes of every Board meeting are circulated to the Board members prior to their confirmation at the following Board meeting. The Board also receives minutes of Audit Committee meetings and is briefed on significant issues which merits its special attention and approval.

(vii) Appointments to the Board

Appointments of new Directors are first considered and evaluated by the Nomination Committee, through a formal and transparent selection procedure, after which appropriate recommendations are put forward to the Board for its consideration and approval.

(viii) Directors' Training

All the existing Directors of the Company have completed the Mandatory Accreditation Programme in accordance with the MMLR. Pursuant to that, the Board members have also taken part in various accredited seminars under the Continuing Education Programme prescribed by Bursa Securities.

The Board recognises the importance of continual education for its members to gain an insight into statutory and regulatory updates, as well as developments in the industry and business environment within which the Group operates, and is committed to ensure that its Directors are equipped with the appropriate knowledge and skills through formal and informal training/briefings to keep abreast with recent developments in laws, regulations and the industry.

Some of the training programmes attended by the Directors of the Company during the financial period ended 30 September 2015 covered the following topics:

- i. Advocacy Sessions on Corporate Disclosure for Directors;
- ii. Risk Management & Internal Control workshops for Audit Committee Members;
- iii. Nominating Committee Programme; and
- iv. Islamic Finance for Public Listed Companies and Islamic and Alternative markets.

The Directors are also briefed by the Company Secretary from time to time during Board meetings on changes in statutory requirements, where relevant.

(ix) Re-election of Directors

In accordance with the Company's Memorandum and Articles of Association, one-third of the Directors for the time being or, if their number is not a multiple of three (3), the number nearest to one-third shall retire from office and be eligible for re-election at each Annual General Meeting. Newly appointed Directors shall hold office until the conclusion of the next Annual General Meeting and shall be eligible for re-election, but shall not be taken into account in determining the number of Directors who are to retire by rotation at such meetings.

The Articles also require that all Directors be subject to retirement by rotation at least once every three (3) years.

CORPORATE GOVERNANCE STATEMENT

B. DIRECTORS' REMUNERATION

i) Level and make-up

The Remuneration Committee annually reviews the levels of remuneration offered for Directors to ensure that they are sufficient to attract and retain Directors with the relevant experience and expertise needed to manage the Group successfully, while at the same time taking into consideration the state of the economy in general and the performance of the industry and the Group in particular.

In the case of Executive Directors, the component parts of remuneration are structured to link rewards to the Group and individual performance. As for Non-Executive Directors, the level of remuneration reflects the experience and level of responsibilities and participation by the particular Non-Executive Director concerned.

ii) Procedure

The Remuneration Committee is responsible for recommending to the Board the policy framework of executive remuneration and the fixing of the remuneration of individual Director. The Directors concerned shall abstain from deliberation and decision in respect of their own remuneration packages.

iii) Disclosure

The details of Directors' remuneration paid or payable to all the Directors of the Company who served during the financial period ended 30 September 2015 are as follows:-

- a) Aggregate remuneration of Directors categorised into the following components :

Category of Remuneration	Executive Directors (RM'000)	Non-Executive Directors (RM'000)	Total (RM'000)
(a) Fees	-	265	265
(b) Non-fee emoluments	5,561	120	5,681
Total	5,561	385	5,946

- b) The number of Directors whose remuneration fall within the following bands:

Band (RM)	No. of Executive Directors	No. of Non-Executive Directors	Total
1 – 50,000	-	1	1
50,001 – 100,000	-	3	3
100,001 – 150,000	-	#	1
400,001 – 450,000	#	-	-
1,250,001 – 1,300,000	1	-	1
3,750,001 – 3,850,000	1	-	1
Total	2	5	7

Note : 1) The above disclosures which do not reveal the details of the remuneration of each Director for security and confidentiality reasons, conform with the requirement under Appendix 9C Part A (11) of the MMLR

A director of the Company held the position of executive director from 1 April 2014 to 20 January 2015, and was redesignated as a non-executive director from 21 January 2015 to 30 September 2015.

CORPORATE GOVERNANCE STATEMENT

C. RELATIONSHIP WITH SHAREHOLDERS AND INVESTORS

i) Timely and High Quality Disclosure

The Board acknowledges the importance of being accountable to the shareholders and the investors via a direct and effective line of communication. As such, the Group always ensures the timely release of quarterly financial results, audited financial statements, corporate developments and announcements of the Group via BURSA LINK, the Company's annual reports and other circulars to shareholders and where appropriate, *ad hoc* press statements which serve as the principal channel in keeping the shareholders and the investing public informed of the Group's major developments and overviews of financial performance and progress throughout the year.

The Group also maintains a website at www.sunsuria.com which can be accessed by the shareholders and public for information on the Group.

ii) General Meetings of Shareholders

The Annual General Meetings ("AGMs") of the shareholders of the Company represent the main communication channel for interaction between the Board and the shareholders. Extraordinary General Meetings ("EGMs") of the Company will be held as and when shareholders' approvals are required on specific matters.

Notices of AGMs and EGMs are distributed to shareholders within a reasonable and sufficient time frame and are published in a nationally circulated daily newspaper.

At each AGM, the Board presents the progress and performance of the business of the Group during the particular financial year under review as contained in the Annual Report. Shareholders are given the opportunity to express their views or seek clarification on issues pertaining to the Group's financial statements, transactions, business activities and prospects of the Group, whereby the Directors, Financial Controller and the external auditors are available to respond to the queries before each resolution is carried. A press conference is normally held after each AGM or EGM of the Company, where the Board members are available to answer questions posed by journalists pertaining to the business operations and directions of the Group.

Apart from that, the Group's financial highlights and other significant issues affecting the Group are disseminated via BURSA LINK in a timely manner.

Any queries and concerns pertaining to the Group may also be conveyed to Liew Jee Min @ Chong Jee Min, the Independent Non-Executive Director of the Company at the head office of the Company.

D. ACCOUNTABILITY AND AUDIT

i) Financial Reporting

It is the Board's commitment to provide and present a clear, balanced and comprehensive assessment of the Group's financial performance and prospects through annual financial statements and quarterly results to the shareholders. In this respect, the Board is assisted by the Audit Committee to scrutinise the Group's financial reporting process for quarterly results and annual financial statements to ensure correctness and adequacy of disclosure prior to their release by the Company Secretary via BURSA LINK.

A statement by Directors of their responsibilities in preparing the financial statements is set out in page 41 of this Annual Report.

CORPORATE GOVERNANCE STATEMENT

D. ACCOUNTABILITY AND AUDIT (CONT'D)

ii) Risk Management and Internal Control

The Board is fully aware of its overall responsibility of continually maintaining a sound system of internal control, which covers not only financial controls but also operational and compliance controls as well as risk management, and the need to review its effectiveness regularly in order to safeguard shareholders' investments and the Company's assets. The internal control system is designed to identify the risks to which the Group is exposed and mitigate the impacts thereof to meet the particular needs of the Group.

As an effort to enhance the system of internal control, the Group continues to review the adequacy, effectiveness and integrity of its internal control system to ensure that it is in line with the changing operating environment within which the Group operates.

The Statement on Risk Management & Internal Control by the Board, which provides an overview of the Group's state of internal control is set out in pages 42 to 44 of this Annual Report.

iii) Code of Conduct

With the core values of the Company rooted in integrity and reliability, it continues to promote and inculcate a healthy working culture and environment through a common code of conduct. The code of conduct is comprehensively listed within the Employee Handbook, which is accessible through the corporate intranet.

The Employee Handbook lists down the basic policies of Compliance and Ethical Considerations, Health and Safety Consideration, the use of Confidentiality and Intellectual Property and Employee Conduct Expectation.

iv) Relationship with External Auditors

The Board and the management have established a professional relationship with the external auditors and always maintains a formal and transparent relationship with the auditors in seeking their professional advice and opinion with regard to the Group's compliance with the relevant approved accounting standards to enable them to provide independent reporting. The auditors are invited to meetings of the Audit Committee or Board as and when the need arises.

The role of the Audit Committee in relation to its relationship with the external auditors is set out in page 46 of this Annual Report.

E. ADDITIONAL COMPLIANCE INFORMATION

Share Buy Back

The Company did not buy back any of its own shares in the financial period ended 30 September 2015.

Options, Warrants and Convertible Securities

There were options, warrants or convertible securities issued during the financial period ended 30 September 2015:

- 1) Issuance of 475,084,416 new ordinary shares of RM0.50 each in the Company ("Rights Shares") at an issue price of RM0.80 per Rights Share on the basis of 3 Rights Shares for every 1 existing of the Company's Share held ("Right Issue").

CORPORATE GOVERNANCE STATEMENT

E. ADDITIONAL COMPLIANCE INFORMATION (CONT'D)

Options, Warrants and Convertible Securities (cont'd)

- 2) Issuance of 158,361,472 free detachable warrants ("Warrants") on the basis of 1 Warrant for every 3 Rights Shares subscribed for.
- 3) Issuance of 102,040,816 new ordinary shares of RM0.50 each in the Company at an issue price of RM0.98 per share pursuant to the subscription of new shares by Datuk Ter Leong Yap ("Datuk Ter").

Sanctions and/or Penalties

There were no public sanctions and/or penalties imposed on the Group, Directors or management by any regulatory body during the financial period ended 30 September 2015.

Depository Receipt Programme

The Company did not sponsor any depository receipt programme during the financial period ended 30 September 2015.

Non-Audit Fee Paid/ Payable

A total of RM242,700 in non-audit fees was incurred for services rendered to the Group for the financial period ended 30 September 2015 by the Company's external auditors and a firm affiliated to the external auditors' firm.

Material Contract Involving Directors' and Major Shareholders' Interest

Aside from the ordinary course of business, the Company has on 9 March 2015 and 20 April 2015 entered into the following agreements which involved Directors' and major shareholders' interests during the financial period ended 30 September 2015:

- 1) a conditional subscription agreement with Sunsuria Gateway Sdn Bhd ("SGSB"), Datuk Ter and Datin Kwan May Yuen ("Datin Kwan") (being the existing shareholders of SGSB) for the Proposed SGSB Transactions ("SGSB Subscription Agreement") which comprises the:
 - a. proposed subscription of 1,000,000 new ordinary share of RM1.00 each in SGSB, representing 99.99% equity interest in SGSB, at a cash subscription price of RM1,000,000 and proposed subscription of 237,000,000 redeemable preference shares-class B of RM0.01 each in SGSB, at a subscription price of RM237,000,000 ("Proposed SGSB Subscription"); and
 - b. proposed subscription of 102,040,816 new Sunsuria Shares at an issue price of RM0.98 per Sunsuria Share by Datuk Ter pursuant to the Proposed SGSB Subscription;
- 2) a conditional share purchase agreement with Datuk Ter and Ter Hong Khim @ Tai Foong Chin for the proposed acquisition of 2 ordinary shares of RM1.00 each in Concord Property Management Sdn Bhd ("Concord"), representing 100% of the issued and paid-up share capital of Concord for a cash consideration of RM53,121,296.30 ("Proposed SMSB Acquisition 1");
- 3) a conditional share purchase agreement with THK Capital Sdn Bhd for the proposed acquisition of 12,500 ordinary shares in Sunsuria Medini Sdn Bhd ("SMSB"), representing 1% of the issued and paid-up share capital of SMSB for a cash consideration of RM1,848,399.97 ("Proposed SMSB Acquisition 2"); and
- 4) a conditional subscription agreement with Rentak Nusantara Sdn Bhd ("RNSB") and Sunsuria Development Sdn Bhd (being the existing shareholder of RNSB) for the proposed subscription of 25,000,000 new ordinary shares of RM1.00 each in RNSB for a cash subscription price of RM25,000,000 and proposed subscription of 32,000,000 new redeemable preference shares of RM0.01 each in RNSB for a cash subscription price of RM32,000,000 ("Proposed RNSB Subscription").

CORPORATE GOVERNANCE STATEMENT

E. ADDITIONAL COMPLIANCE INFORMATION (CONT'D)

Material Contract Involving Directors' and Major Shareholders' Interest (cont'd)

- 5) a supplemental agreement with SGSB, Datuk Ter and Datin Kwan to vary the terms of the SGSB Subscription Agreement ("Proposed Variation").

The Proposed SGSB Transactions, Proposed SMSB Acquisition 1, Proposed SMSB Acquisition 2, Proposed RNSB Subscriptions and Proposed Variation are collectively referred to as the "Proposed Transaction".

The Proposed Transaction was completed on 12 June 2015.

Recurrent Related Party Transactions of a Revenue or Trading in Nature

Details of recurrent related party transactions of revenues or trading in nature which took place during the 18 months financial period ended 30 September 2015 are disclosed in Note 40 to the Financial Statements set out in pages 127 to 128 of this Annual Report.

Variation in Results

There were no material variations between the results for the 18 months financial period ended 30 September 2015 and the unaudited results previously announced.

Profit Guarantee

No profit guarantee was given by the Company during the financial period ended 30 September 2015.

Utilisation of Proceeds from Corporate Proposal

The Company has implemented a Rights Issue exercise to raise proceeds during the financial period ended 30 September 2015.

The exercise involved the issuance of 475,084,416 Rights Shares at an issue price of RM0.80 per Rights Share, as fully paid up, on the basis of 3 Rights Shares for 1 existing of the Company's shares held together with 158,361,472 Warrants on the basis of 1 Warrant for every 3 Rights Shares subscribed for :

As at 30 September 2015, the status of the utilisation of proceeds raised under the Rights Issue exercise which was completed on 27 July 2015, amounting to RM380.07 million, is as set out below:-

Purpose	Proposed Utilisation	Actual Utilisation	Reallocation of Proceeds	Balance Unutilised	Intended Timeframe for Utilisation
	RM'000	RM'000	RM'000	RM'000	
Partially settle the balance consideration for the assets subscription / acquisition exercises ("Acquisitions")	370,067	(370,067)	-	-	-
Working capital	5,000	-	339	5,339	Financial Year 2016
Defraying expenses relating to the Acquisitions and Rights Issue exercises	5,000	(4,661)	(339)	-	-
Total	380,067	(374,728)	-	5,339	

CORPORATE GOVERNANCE STATEMENT

E. ADDITIONAL COMPLIANCE INFORMATION (CONT'D)

Employees' Share Option Scheme (ESOS)

The Company has not implemented any share option scheme for its employees.

This Statement was approved by the Board on 6 January 2015.

DIRECTORS' RESPONSIBILITY STATEMENT

The Board has a collective responsibility of ensuring that the financial statements of the Company and the Group are drawn up in accordance with the applicable approved accounting standards of Malaysia, the MMLR, and the provisions of the Companies Act, 1965 to reflect a true and fair view of the Company and the Group's state of affairs, results and cash flow position for the financial period ended 30 September 2015.

In assuming the above compliance responsibilities, the Directors affirmed that they have taken into consideration the following aspects in preparing the financial statements of the Group for the financial period ended 30 September 2015:

- Adopted appropriate accounting policies and applied them consistently;
- Made judgments and estimates that were prudent and reasonable;
- Ensured the applicable accounting standards were complied with; and
- Prepared the financial statements on the 'going concern' basis.

The Directors are responsible for ensuring that the Company and its subsidiaries keep sufficient accounting records which disclose with reasonable accuracy the financial position of the Group and the Company at any time and which enable them to confirm that the financial statements comply with the requirements of the Act. In addition, the Directors have the general responsibility for taking reasonable steps to safeguard the assets of the Company and the Group to prevent and detect fraud and other irregularities.

This Statement was approved by the Board on 6 January 2016.

STATEMENT ON RISK MANAGEMENT & INTERNAL CONTROL

The Board of Sunsuria Berhad is committed to continuously improving the Group's risk management and internal control system and is pleased to present the following Statement on Risk Management & Internal Control for the financial period ended 30 September 2015. This statement is made in pursuant to Paragraph 15.26 (b) of the Bursa Malaysia Securities Berhad's Main Market Listing Requirements and the latest Statement on Risk Management and Internal Control: Guidelines for Directors of Listed Issuers ("the Guidelines").

1. BOARD'S RESPONSIBILITY

The Board recognises the importance of sound controls and risk management practices to good corporate governance. The Board acknowledges its overall responsibility in establishing a sound risk management framework and internal control system within the Group. The Board is equally aware that the risk management framework and internal control system are designed to manage the Group's risks within an acceptable risk appetite, rather than eliminate the risk of failure to achieve the policies, goals and objectives of the Group. In this regard, the risk management framework and internal control system can only provide reasonable assurance, and not absolute assurance, against material misstatement of financial information and records or against financial losses or fraud.

2. RISK MANAGEMENT FRAMEWORK

The Risk Management Teams, comprising management staff from the Corporate, Property Development and Manufacturing Divisions, are charged with the responsibilities of continuous monitoring and management of the risks of the Group. The overall risk management practice of the Group involves an ongoing process designed to identify the principal risks to the achievement of the Group's policies, goals and objectives, to evaluate the nature and extent of those risks, and to proactively manage them efficiently, effectively and economically. The Group adopts an enterprise wide risk management approach and all the active business of the companies within the Group are considered and categorised in accordance with their main functional activities. This process has been in place for the financial period under review and up to the date of approval of this statement for inclusion in the annual report.

Risk identification and evaluation process

The risks are identified through a series of interviews and discussions with the key personnel and management of the Group. The risk identification process includes consideration of both internal and external environmental factors. External environmental factors include economic and political changes, changes in the behavior of competitors, new regulations or legislations and technological developments. Internal factors include changes in key personnel, introduction of new or revision of existing policies and procedures.

Next, the risks identified are evaluated by examining the potential **impact** on the Group if a risk was to crystallise, as well as the **likelihood** of occurrence. The impact is rated on a scale of A to E, A to indicate the lowest impact and E to indicate the highest impact. The likelihood of a risk crystallising is rated on a scale of 1 to 5, 1 to indicate lowest probability and 5 indicate the highest probability. The risk level shall be rated low, medium, or high and be determined according to the Risk Analysis Matrix. The risks are also classified into four (4) categories according to their potential impact on the Group:

- Business Risks
- Strategic Risks
- Operational Risks
- Financial Risks

STATEMENT ON RISK MANAGEMENT & INTERNAL CONTROL

2. RISK MANAGEMENT FRAMEWORK (CONT'D)

Risk adoption and monitoring process

All risks identified are documented into a "Business Risk Profile". The Business Risk Profile of the Group is updated on an ongoing basis and approved by the Board.

The Business Risk Profile serves as a tool for heads of department/ business units to manage key risks applicable to their areas of business activities on a continual basis. All key risks and issues are regularly reviewed and resolved by the Management team at regular meetings. Through these mechanisms, key risks identified in the Business Risk Profile are assessed in a timely manner and control procedures or mitigating factors are re-evaluated accordingly in order to ensure that the key risks are mitigated to an acceptable level.

The Internal Audit Function, on a regular basis, reviews the effectiveness and adequacy of control procedures adopted by the Company in mitigating the key risks identified in the Business Risk Profile. Any weaknesses noted during the review are reported to the Audit Committee. Through these mechanisms, the Audit Committee can be assured that the key risks of the Company are regularly reviewed and appropriately managed to an acceptable level.

3. INTERNAL CONTROLS

The Group's internal audit function, which has been outsourced to an independent professional services firm since 24 July 2015, assists the Board and Audit Committee in providing an independent assessment on the adequacy, efficiency and effectiveness of the Group's internal control system.

During the financial period ended 30 September 2015, the in-house and outsourced internal audit reviews were carried out in accordance with the risk-based internal audit plan approved by the Audit Committee. Based on the internal audit reviews, the findings of the internal audit, including the recommended corrective actions, were presented directly to the Audit Committee on a quarterly basis.

Based on the internal audit reviews conducted, none of the weaknesses noted have resulted in any material losses, contingencies or uncertainties that would require a separate disclosure in this annual report.

The keys elements of the Group's system of internal controls that the Board has established in reviewing the adequacy and effectiveness of the risk management framework and internal control system are as follows:-

- The Group has an appropriate organisation structure for planning, executing, controlling and monitoring business operations with clear lines of responsibility and delegations of authority.
- To ensure uniformity and consistency of practices and controls within the Group, certain key processes in Corporate, Property Development and Manufacturing Divisions of the Group had been formalised and documented in the form of Standard Operating Policies and Procedures ("SOPP") which were endorsed by both the Management and the Board.

These SOPPs are subject to review and improvement alongside the internal audit review of the selected area of operations.

- The Group's manufacturing arm, namely Maicador Sdn Bhd, was accredited with ISO 9001: 2000 (now ISO 9001: 2008) international quality system standard on 15 January 2008. The ISO system provides the Group with improved control of key processes and a foundation for improving quality and customer satisfaction. The policies and procedures are regularly updated to reflect changes in the operations and business processes.

STATEMENT ON RISK MANAGEMENT & INTERNAL CONTROL

3. INTERNAL CONTROLS (CONT'D)

- Business units prepare annual budgets and present them to the Board for approval. Any variances of actual performance against the budget are monitored and reported regularly. The results are consolidated and presented to the Board on a regular basis.
- Clearly defined authorisation levels for all aspects of the business. These authorisation levels are formalised in the Group's Discretionary Authority Limit.
- As for occupational safety and health, the Group has put in place the necessary safety guidelines; among others, setting up a safety committee to enhance the safety procedures and address all safety issues that may arise from time to time.
- The Audit Committee meets at least four (4) times a year and reviews the effectiveness of the Group's system of internal control. The Committee meets with the Internal Auditors and External Auditors regularly to review their reports.
- Regular internal audit visits that provide independent assurance on the effectiveness of the Group's system of internal controls and advice to the Management on the areas for improvement.
- Periodic review of Recurrent Related Party Transactions to ensure compliance with Bursa Malaysia Securities Berhad's Main Market Listing Requirements.

4. ASSURANCE FROM MANAGEMENT

In accordance with the Statement on Risk Management & Internal Control: Guidelines for Directors of Listed issuers, the Board has received assurance from the Chief Executive Officer and the Executive Director, being the director primarily responsible for the financial management of the Group, that, to the best of their knowledge, the risk management and internal control of the Group are operating effectively and adequately, in all material respects, based on the risk management and internal control frameworks adopted by the Group.

5. CONCLUSION

The Board is of the view that the system of internal control and risk management is in place for the period under review and, up to the date of approval of this statement for inclusion in the annual report, is sound and sufficient to safeguard the Group's assets, as well as the shareholders' investments, the interests of customers, regulators, employees and other stakeholders.

This statement was approved by the Board on 15 January 2016.

6. REVIEW OF THE STATEMENT ON RISK MANAGEMENT AND INTERNAL CONTROL BY EXTERNAL AUDITORS

Pursuant to Paragraph 15.23 of the Bursa Malaysia Securities Berhad's Main Market Listing Requirements, the External Auditors have reviewed this Statement on Risk Management & Internal Control for inclusion in the 2015 Annual Report. Their review was performed in accordance with recommended Practice Guide (RPG) 5 (revised): Guidance for Auditors on Engagements to Report on the Statement on Risk Management and Internal Control included in the Annual Report issued by the Malaysian Institute of Accountants. Based on their review, nothing has come to their attention that causes them to believe that this statement is not prepared, in all material respects, in accordance with the disclosures required by paragraph 41 and 42 of the Statement on Risk Management and Internal Control: Guidelines for Directors of Listed Issuers to be set out, nor is factually inaccurate.

AUDIT COMMITTEE REPORT

The Board of Directors of Sunsuria Berhad (“Sunsuria”) is pleased to present the report of the Sunsuria Audit Committee for the financial period ended 30 September 2015.

COMPOSITION OF AUDIT COMMITTEE

The Sunsuria Audit Committee was established by the Company’s Board of Directors on 19 January 1994. The members of the Sunsuria Audit Committee are as follows:

<u>Present Members</u>	<u>Designation</u>
Chairman	
Liew Jee Min @ Chong Jee Min	Independent Non-Executive Director
Members	
Dato’ Tan Tian Meng	Independent Non-Executive Director
Datin Loa Bee Ha (MIA & MICPA Member)	Independent Non-Executive Director

TERMS OF REFERENCE

1. Membership

The Sunsuria Audit Committee shall be appointed by the Board from amongst their number and shall consist of not less than 3 members, a majority of whom shall be independent non-executive directors. Executive director(s) and alternate director(s) cannot be appointed as member(s) of the Committee. In the event of any vacancy in the Committee which results in non-compliance of paragraph 15.09(1) of the Main Market Listing Requirements of Bursa Malaysia Securities Berhad (“Main Market LR”), the vacancy shall be filled within 3 months.

At least one member of the Committee must be qualified under paragraph 15.09 (1)(c) of the Main Market LR.

The Chairman of the Committee shall be an independent non-executive director appointed by the Board.

2. Frequency of Meetings

Meetings shall be held not fewer than four times a year. In addition, the Chairman of the Committee may call a meeting of the Committee upon the request of the external auditors, to consider any matter the external auditors believe should be brought to the attention of the Board and shareholders.

Majority members present in person who are independent non-executive directors shall be a quorum.

3. Secretary

The Company Secretary shall be the Secretary of the Committee.

4. Authority

The Sunsuria Audit Committee shall, at the Company’s expense, have the following authority and rights:-

- i) full and unrestricted access to any information and documents from the external auditors and senior management of the Company and the Group which are relevant to the activities of the Company.
- ii) be provided with the necessary resources required to perform its duties.

AUDIT COMMITTEE REPORT

TERMS OF REFERENCE (CONT'D)

4. Authority (cont'd)

- iii) the right to investigate into any matter within its Terms of Reference and as such, have direct communication channels with the external auditors and persons carrying out the internal audit function of the Company.
- iv) the liberty to obtain independent professional advice and to secure the attendance of such external parties with relevant experience and expertise at its meeting if it considers this necessary.
- v) be able to convene meetings with the external auditors, the internal auditors or both, excluding the attendance of other directors and employees of the Group, whenever deemed necessary.
- vi) may extend invitation to other non-member directors and officers of the Company to attend a specific meeting, whenever deemed necessary.

5. Duties

The Sunsuria Audit Committee shall report to the Board of Directors either formally in writing, or verbally, as it considers appropriate on the matters within its Terms of Reference.

The duties of the Sunsuria Audit Committee shall be:-

- i) To review the audit plan with the external auditors;
- ii) To review the audit report with the external auditors;
- iii) To review the assistance given by the Company's officers to the external auditors and to meet with the external auditors without executive board members' presence at least twice a year;
- iv) To review the quarterly results and year-end financial statements of the Company and the Group, prior to the approval by the Board, focusing particularly on:
 - a. changes in or implementation of major accounting policies;
 - b. significant and unusual events; and
 - c. compliance with accounting standards, regulatory and other legal requirements.
- v) To review any related party transaction and conflict of interest situation that may arise within the Company and the Group including any transaction, procedure or course of conduct that raises questions of management integrity;
- vi) To review the adequacy of the scope, functions, competency and resources of the internal audit functions and to ensure that it has the necessary authority to carry out its work;
- vii) To take cognisance of resignations of internal audit staff members and provide the resigning staff member an opportunity to submit his/her reasons for resigning, if the staff member concerned so desires;
- viii) To review any internal audit programme, processes, the results of the internal audit programme, processes or investigations undertaken and whether or not appropriate action is taken on the recommendations of the internal audit function;
- ix) To review any evaluation made on the systems of internal controls with the internal and external auditors;
- x) To recommend to the Board of Directors the appointment of the external auditors and the level of their fees;

AUDIT COMMITTEE REPORT

TERMS OF REFERENCE (CONT'D)

5. Duties (cont'd)

- xi) To consider any resignation or removal of the external auditors, and to furnish such written explanation or representation from the external auditors to Bursa Malaysia Securities Berhad;
- xii) To review whether there is reason (supported by grounds) to believe that the external auditors are not suitable for re-appointments;
- xiii) The Chairman of the Audit Committee should engage on a continuous basis with senior management, the internal auditors and the external auditors in order to be kept informed of matters affecting the Company; and
- xiv) To undertake such other functions as may be agreed by the Sunsuria Audit Committee and the Board.

6. Performance Review

The term of office and performance of the Sunsuria Audit Committee and each of its members shall be reviewed by the Board of Directors of the Company at least once every three (3) years to determine whether the committee and members have carried out their duties in accordance with the Audit Committee's Terms of Reference.

MEETINGS

The Sunsuria Audit Committee held four meetings with due notice of issues to be discussed circulated to the Committee Members during the financial period ended 30 September 2015.

The attendance records of the Audit Committee members at the meetings held during their tenure are as follows:

Date	Members			
	Liew Jee Min @ Chong Jee Min	Dato' Tan Tian Meng	Datin Loa Bee Ha	Koong Wai Seng
02/05/2014	√	√	N/A	√
12/08/2014	√	√	N/A	√
24/11/2014	√	√	√	N/A
26/02/2015	√	√	√	N/A
03/03/2015	√	√	√	N/A
19/05/2015	√	√	√	N/A
18/08/2015	√	√	√	N/A
% of Attendance	100	100	100	100

N/A: not applicable as the person was not a member of the Audit Committee on the particular date shown.

The Executive Director(s), Financial Controller and Internal Audit Consultants were usually invited to attend the Sunsuria Audit Committee meetings for briefing on the activities involving their areas of responsibilities. The Sunsuria Audit Committee was also briefed by the external auditors on their annual audit findings and new provisions introduced by the Malaysian Accounting Standards Board ("MASB"), where applicable.

During the financial period ended 30 September 2015, the Audit Committee met with the external auditors twice without the presence of the Executive Director(s) and senior management.

The proceedings and conclusions of each Sunsuria Audit Committee meeting were documented and distributed to each member of the Audit Committee and also to the other Board members.

AUDIT COMMITTEE REPORT

ACTIVITIES OF THE COMMITTEE

During the financial period ended 30 September 2015, the activities carried out by the Sunsuria Audit Committee included, among others, the following:-

- a. Reviewed the unaudited quarterly reports on the consolidated results and financial statements prior to tabling of the same to the Board of Directors.
- b. Reviewed the financial statements for the financial period ended 30 September 2015 of the Company and the Group, prior to their adoption by the Board, focusing on:-
 - i) changes in or implementation of major accounting policies, if any
 - ii) significant and unusual events, if any
 - iii) compliance with the MMLR, provisions of the Companies Act, 1965 and the applicable approved financial reporting standards set by the MASB.
- c. Reviewed the Group's Budget for the financial period ended 30 September 2015.
- d. Reviewed the quarterly performance of the Group's property development and manufacturing business individually.
- e. Reviewed quarterly the records on the Group's Recurrent Related Party Transactions.
- f. Reviewed the Audit Review Memorandum for the period ended 30 September 2015 during the Fourth Audit Committee Meeting ("4th ACM") held on 26 November 2015.
- g. Reviewed the Audit Planning Memorandum prepared by the external auditors for the financial period ended 30 September 2015.
- h. Discussed with the external auditors with regard to their audit review without the presence of the Executive Director(s) and senior management.
- i. Reviewed the Business Risk Profile and Internal Audit Review Report presented by the Internal Auditors during the 4th ACM. The assessment included the departments of Sale and Marketing, Group Finance and Information Technology.

INTERNAL AUDIT FUNCTION

The Group has outsourced its internal audit function to an independent professional services firm since 24 July 2015. The principal objective of the internal audit function is to assist the Board of Directors of Sunsuria in maintaining a sound system of internal controls within the Group in order to safeguard the shareholders' investment and the Group's assets. The internal audit function reports directly to the Sunsuria Audit Committee.

The internal audit function assists the Management to identify, evaluate and update significant risks and develop risk-based audit plans for approval by the Audit Committee. The scope of the internal audit function covers the audit of all units and operations of the Group.

The total cost incurred for the internal audit function of the Group in respect of the financial period ended 30 September 2015 amounted to RM648,499.25.

A summary of activities of the internal audit function is set out in the Statement on Risk Management & Internal Control in pages 42 to 44 of this Annual Report.

This statement was approved by the Audit Committee and the Board on 6 January 2016.

FINANCIAL STATEMENTS

50 Directors' Report

56 Statement by Directors

56 Statutory Declaration

57 Independent Auditors' Report

59 Statements of Financial Position

61 Statements of Profit or Loss and
Other Comprehensive Income

63 Statements of Changes In Equity

65 Statements of Cash Flows

68 Notes to the Financial Statements

DIRECTORS' REPORT

The directors hereby submit their report and the audited financial statements of the Group and of the Company for the financial period from 1 April 2014 to 30 September 2015.

CHANGE OF FINANCIAL YEAR END

The Company has changed its financial year end from 31 March to 30 September. Accordingly, the financial statements of the Group and of the Company for the financial period ended 30 September 2015 cover an 18-month period from 1 April 2014 to 30 September 2015 as compared to the 12-month period from 1 April 2013 to 31 March 2014.

PRINCIPAL ACTIVITIES

The Company is principally engaged in the business of investment holding and the provision of management services. The principal activities of the subsidiaries are disclosed in Note 5 to the financial statements. There have been no significant changes in the nature of these activities during the financial period.

RESULTS

	The Group RM'000	The Company RM'000
Profit/(Loss) after taxation for the financial period	15,128	(14)
Attributable to:-		
Owners of the Company	15,103	(14)
Non-controlling interests	25	-
	15,128	(14)

DIVIDENDS

No dividend was paid since the end of the previous financial year and the directors do not recommend payment of any dividend for the current financial period.

RESERVES AND PROVISIONS

All material transfers to or from reserves or provisions during the financial period are disclosed in the financial statements.

DIRECTORS' REPORT
*cont'd***ISSUES OF SHARES AND DEBENTURES**

During the financial period:-

- (a) the Company increased its authorised share capital from RM100,000,000 to RM750,000,000 by the creation of 1,300,000,000 new ordinary shares of RM0.50 each;
- (b) the Company increased its issued and paid-up share capital from RM79,180,736 to RM367,743,352 by:-
- (i) the issuance of 102,040,816 new ordinary shares of RM0.50 each at an issue price of RM0.98 per share ("Reinvestment Shares") for the purpose of acquisition of a subsidiary as disclosed in Note 36 to the financial statements; and
 - (ii) the issuance of a renounceable rights issue of 475,084,416 new ordinary shares of RM0.50 each ("Rights Shares") at an issue price of RM0.80 per Rights Share on the basis of 3 Rights Shares for every 1 existing ordinary share held together with 158,361,472 new free detachable warrants ("Warrants") on the basis of 1 free Warrant for every 3 Rights Shares subscribed for ("Rights Issue").

The new ordinary shares issued rank pari passu in all respects with the existing shares of the Company; and

- (c) there was no issue of debentures by the Company.

OPTIONS GRANTED OVER UNISSUED SHARES

During the financial period, no options were granted by the Company to any person to take up any unissued shares in the Company.

WARRANTS

The Warrants are constituted by the Deed Poll dated 11 June 2015 ("Deed Poll").

On 23 July 2015, 158,361,472 Warrants were issued free by the Company pursuant to the Rights Issue on the basis of one (1) Warrant for every three (3) Rights Shares.

The salient features of the Warrants are as follows:-

Terms	Details
Form and detachability	The Warrants will be issued in registered form and will immediately be detached from the Rights Shares upon allotment and issuance and separately traded on Bursa Securities. The Warrants will be constituted by the Deed Poll.
Issue price of Warrants	The Warrants are to be issued free to the entitled Shareholders and/or renounees/transferees who subscribe for the Rights Shares on the basis of one (1) free Warrant for every three (3) Rights Shares.
Board Lot	For the purposes of trading on Bursa Securities, a board lot of Warrants will be in one hundred (100) units, or such denomination as determined by Bursa Securities.
Listing	Approval has been obtained from Bursa Securities on 11 April 2014 for the admission of the Warrants to the Official List of Bursa Securities, and for the listing of and quotation for the Rights Shares and the Warrants and new Sunsuria Shares arising from the exercise of the Warrants.

DIRECTORS' REPORT

cont'd

WARRANTS (CONT'D)

The salient features of the Warrants are as follows (cont'd):-

Terms	Details
Tenure of Warrants	Five (5) years from the date of issuance of the Warrants.
Exercise Period	The Warrants may be exercised at any time within the period commencing the date of issue of the Warrants and will be expiring on 22 July 2020. Any Warrants not exercised during the Exercise Period will thereafter lapse and cease to be valid.
Exercise Price	RM1.50 payable in full upon exercise of each Warrant.
Exercise Rights	Each Warrant carries the entitlement, at any time during the Exercise Period, to subscribe for one (1) new ordinary share of RM0.50 each in the Company at the Exercise Price.
Voting Rights	The Warrants do not entitle the registered holders thereof to any voting rights in any general meeting of the Company until and unless such holders of the Warrants exercise their Warrants for new ordinary shares.
Status of new ordinary shares to be issued pursuant to the exercise of the Warrants	The new ordinary shares to be issued pursuant to the exercise of the Warrants shall, upon allotment and issue, rank pari passu in all respects with the existing ordinary shares of the Company except that they shall not be entitled to any dividends, rights, allotments and/or other distributions, the entitlement date of which is prior to the allotment date of the new ordinary shares to be issued arising from the exercise of the Warrants.
Governing Law	Laws and regulations of Malaysia.

The movements in the Warrants since the listing and quotation thereof are as follows:-

	Entitlement For Ordinary Shares Of RM0.50 each			
	At 1.4.2014	Issues	Exercised	At 30.9.2015
Number of unexercised Warrants	-	158,361,472	-	158,361,472

BAD AND DOUBTFUL DEBTS

Before the financial statements of the Group and of the Company were made out, the directors took reasonable steps to ascertain that action had been taken in relation to the writing off of bad debts and the making of allowance for impairment losses on receivables, and satisfied themselves that all known bad debts had been written off and that adequate allowance had been made for impairment losses on receivables.

At the date of this report, the directors are not aware of any circumstances that would require the further writing off of bad debts, or the additional allowance for impairment losses on receivables in the financial statements of the Group and of the Company.

DIRECTORS' REPORT

cont'd

CURRENT ASSETS

Before the financial statements of the Group and of the Company were made out, the directors took reasonable steps to ascertain that any current assets other than debts, which were unlikely to be realised in the ordinary course of business, including their value as shown in the accounting records of the Group and of the Company, have been written down to an amount which they might be expected so to realise.

At the date of this report, the directors are not aware of any circumstances which would render the values attributed to the current assets in the financial statements misleading.

VALUATION METHODS

At the date of this report, the directors are not aware of any circumstances which have arisen which render adherence to the existing methods of valuation of assets or liabilities of the Group and of the Company misleading or inappropriate.

CONTINGENT AND OTHER LIABILITIES

At the date of this report, there does not exist:-

- (a) any charge on the assets of the Group and of the Company that has arisen since the end of the financial period which secures the liabilities of any other person; or
- (b) any contingent liability of the Group and of the Company which has arisen since the end of the financial period.

No contingent or other liability of the Group and of the Company has become enforceable or is likely to become enforceable within the period of twelve (12) months after the end of the financial period which, in the opinion of the directors, will or may substantially affect the ability of the Group and of the Company to meet their obligations when they fall due.

CHANGE OF CIRCUMSTANCES

At the date of this report, the directors are not aware of any circumstances not otherwise dealt with in this report or the financial statements of the Group and of the Company which would render any amount stated in the financial statements misleading.

ITEMS OF AN UNUSUAL NATURE

The results of the operations of the Group and of the Company during the financial period were not, in the opinion of the directors, substantially affected by any item, transaction or event of a material and unusual nature.

There has not arisen in the interval between the end of the financial period and the date of this report any item, transaction or event of a material and unusual nature likely, in the opinion of the directors, to affect substantially the results of the operations of the Group and of the Company for the financial period.

DIRECTORS' REPORT

cont'd

DIRECTORS

The directors who served since the date of the last report are as follows:-

Datuk Ter Leong Yap	
Koong Wai Seng	
Dato' Tan Tian Meng	
Liew Jee Min @ Chong Jee Min	
Datin Loa Bee Ha	(Appointed on 21 August 2014)
Alexon Khor Swek Chen	(Appointed on 13 February 2015)
Tan Pei Geok	(Appointed on 1 October 2015)
Wong Yuen Teck	(Resigned on 30 September 2015)

DIRECTORS' INTERESTS

According to the register of directors' shareholdings, the interests of directors holding office at the end of the financial period in shares and options over shares of the Company and its related corporations during the financial period are as follows:-

	← Number Of Ordinary Shares Of RM0.50 Each →			
	At 1.4.2014	Bought	Sold	At 30.9.2015
<i>Direct Interests In The Company</i>				
Datuk Ter Leong Yap	33,728,000	132,193,872	-	165,921,872
Dato' Tan Tian Meng	6,957,200	20,871,600	(13,000,000)	14,828,800
<i>Indirect Interest In The Company</i>				
Datuk Ter Leong Yap #	45,639,344	249,676,664	-	295,316,008
	← Number Of Warrants →			
	At 1.4.2014	Bought	Sold	At 30.9.2015
<i>Direct Interests In The Company</i>				
Datuk Ter Leong Yap	-	37,300,106 ^	-	37,300,106
Dato' Tan Tian Meng	-	6,957,200 ^	-	6,957,200
<i>Indirect Interest In The Company</i>				
Datuk Ter Leong Yap #	-	49,638,810 ^	-	49,638,810

Notes:-

- Deemed interested by virtue of his substantial shareholdings in Ter Equity Sdn. Bhd., Ter Capital Sdn. Bhd. and THK Capital Sdn. Bhd. pursuant to Section 6A of the Companies Act 1965.

^ - Issuance of warrants pursuant to the Rights Issue during the financial period.

By virtue of their shareholdings in the Company, Datuk Ter Leong Yap is deemed to have interests in shares in its related corporations during the financial period to the extent of the Company's interests, in accordance with Section 6A of the Companies Act 1965.

The other directors holding office at the end of the financial period had no interest in shares and options over shares of the Company or its related corporations during the financial period.

DIRECTORS' REPORT

cont'd

DIRECTORS' BENEFITS

Since the end of the previous financial year, no director has received or become entitled to receive any benefit (other than a benefit included in the aggregate amount of emoluments received or due and receivable by directors as shown in the financial statements, or the fixed salary of a full-time employee of the Company) by reason of a contract made by the Company or a related corporation with the director or with a firm of which the director is a member, or with a company in which the director has a substantial financial interest except for any benefits which may be deemed to arise from transactions entered into in the ordinary course of business with companies in which certain directors have substantial financial interests as disclosed in Note 40 to the financial statements.

Neither during nor at the end of the financial period was the Group or the Company a party to any arrangements whose object is to enable the directors to acquire benefits by means of the acquisition of shares in or debentures of the Company or any other body corporate.

SIGNIFICANT EVENTS DURING THE FINANCIAL PERIOD

The significant events during the financial period are disclosed in Note 45 to the financial statements.

SIGNIFICANT EVENTS OCCURRING AFTER THE REPORTING PERIOD

The significant events occurring after the reporting period are disclosed in Note 46 to the financial statements.

AUDITORS

The auditors, Messrs. Crowe Horwath, have expressed their willingness to continue in office.

Signed in accordance with a resolution of the directors dated 15 January 2016.

Datuk Ter Leong Yap

Koong Wai Seng

STATEMENT BY DIRECTORS

We, Datuk Ter Leong Yap and Koong Wai Seng, being two of the directors of Sunsuria Berhad, state that, in the opinion of the directors, the financial statements set out on pages 59 to 146 are drawn up in accordance with Financial Reporting Standards and the requirements of the Companies Act 1965 in Malaysia so as to give a true and fair view of the financial position of the Group and of the Company at 30 September 2015 and of their financial performance and cash flows for the financial period ended on that date.

The supplementary information set out in Note 48, which is not part of the financial statements, is prepared in all material respects, in accordance with Guidance on Special Matter No. 1, Determination of Realised and Unrealised Profits or Losses in the Context of Disclosure Pursuant to Bursa Malaysia Securities Berhad Listing Requirements, as issued by the Malaysian Institute of Accountants and the directive of Bursa Malaysia Securities Berhad.

Signed in accordance with a resolution of the directors dated 15 January 2016

Datuk Ter Leong Yap

Koong Wai Seng

STATUTORY DECLARATION

I, Koong Wai Seng, I/C No. 670301-10-6259, being the director primarily responsible for the financial management of Sunsuria Berhad, do solemnly and sincerely declare that the financial statements set out on pages 59 to 146 are, to the best of my knowledge and belief, correct, and I make this solemn declaration conscientiously believing the same to be true and by virtue of the provisions of the Statutory Declarations Act 1960.

Subscribed and solemnly declared by
Koong Wai Seng, I/C No. 670301-10-6259,
at Kuala Lumpur in the Federal Territory
on this 15 January 2016

Koong Wai Seng

Before me

Datin Hajah Raihela Wanchik
No. W-275
Commissioner for Oaths

INDEPENDENT AUDITORS' REPORT TO THE MEMBERS OF SUNSURIA BERHAD

(Incorporated in Malaysia) Company No: 8235-K

Report on the Financial Statements

We have audited the financial statements of Sunsuria Berhad, which comprise the statements of financial position as at 30 September 2015 of the Group and of the Company, and the statements of profit or loss and other comprehensive income, statements of changes in equity and statements of cash flows for the financial period then ended, and a summary of significant accounting policies and other explanatory information, as set out on pages 59 to 146.

Directors' Responsibility for the Financial Statements

The directors of the Company are responsible for the preparation of financial statements so as to give a true and fair view in accordance with Financial Reporting Standards and the requirements of the Companies Act 1965 in Malaysia. The directors are also responsible for such internal control as the directors determine is necessary to enable the preparation of financial statements that are free from material misstatement, whether due to fraud or error.

Auditors' Responsibility

Our responsibility is to express an opinion on these financial statements based on our audit. We conducted our audit in accordance with approved standards on auditing in Malaysia. Those standards require that we comply with ethical requirements and plan and perform the audit to obtain reasonable assurance about whether the financial statements are free from material misstatement.

An audit involves performing procedures to obtain audit evidence about the amounts and disclosures in the financial statements. The procedures selected depend on our judgement, including the assessment of risks of material misstatement of the financial statements, whether due to fraud or error. In making those risk assessments, we consider internal control relevant to the entity's preparation of financial statements that give a true and fair view in order to design audit procedures that are appropriate in the circumstances, but not for the purpose of expressing an opinion on the effectiveness of the entity's internal control. An audit also includes evaluating the appropriateness of accounting policies used and the reasonableness of accounting estimates made by the directors, as well as evaluating the overall presentation of the financial statements.

We believe that the audit evidence we have obtained is sufficient and appropriate to provide a basis for our audit opinion.

Opinion

In our opinion, the financial statements give a true and fair view of the financial position of the Group and of the Company as of 30 September 2015 and of their financial performance and cash flows for the financial period then ended in accordance with Financial Reporting Standards and the requirements of the Companies Act 1965 in Malaysia.

Report on Other Legal and Regulatory Requirements

In accordance with the requirements of the Companies Act 1965 in Malaysia, we also report the following:-

- (a) In our opinion, the accounting and other records and the registers required by the Act to be kept by the Company and its subsidiaries of which we have acted as auditors have been properly kept in accordance with the provisions of the Act.
- (b) We have considered the financial statements and the auditors' report of a subsidiary of which we have not acted as auditors, which is indicated in Note 5 to the financial statements.
- (c) We are satisfied that the financial statements of the subsidiaries that have been consolidated with the Company's financial statements are in form and content appropriate and proper for the purposes of the preparation of the financial statements of the Group and we have received satisfactory information and explanations required by us for those purposes.
- (d) The audit report on the financial statements of the subsidiary did not contain any qualification or any adverse comment made under Section 174(3) of the Act.

INDEPENDENT AUDITORS' REPORT

TO THE MEMBERS OF SUNSURIA BERHAD

(Incorporated in Malaysia) Company No: 8235-K

cont'd

Other Reporting Responsibilities

The supplementary information set out in Note 48 on page 147 is disclosed to meet the requirement of Bursa Malaysia Securities Berhad and is not part of the financial statements. The directors are responsible for the preparation of the supplementary information in accordance with Guidance on Special Matter No. 1, Determination of Realised and Unrealised Profits or Losses in the Context of Disclosure Pursuant to Bursa Malaysia Securities Berhad Listing Requirements, as issued by the Malaysian Institute of Accountants ("MIA Guidance") and the directive of Bursa Malaysia Securities Berhad. In our opinion, the supplementary information is prepared, in all material respects, in accordance with the MIA Guidance and the directive of Bursa Malaysia Securities Berhad.

Other Matters

This report is made solely to the members of the Company, as a body, in accordance with Section 174 of the Companies Act 1965 in Malaysia and for no other purpose. We do not assume responsibility to any other person for the content of this report.

Crowe Horwath

Firm No: AF 1018

Chartered Accountants

15 January 2016

Kuala Lumpur

Chin Kit Seong

Approval No: 3030/01/17 (J)

Chartered Accountant

STATEMENTS OF FINANCIAL POSITION

AT 30 SEPTEMBER 2015

	Note	The Group		The Company	
		30.9.2015 RM'000	31.3.2014 RM'000	30.9.2015 RM'000	31.3.2014 RM'000
ASSETS					
NON-CURRENT ASSETS					
Investments in subsidiaries	5	-	-	357,655	23,543
Investments in associates	6	670	666	594	594
Other investment	7	25	25	-	-
Property, plant and equipment	8	8,908	3,593	3,020	493
Investment properties	9	74,778	6,704	1,798	1,854
Goodwill	10	6,769	-	-	-
Land held for property development	11	508,089	-	-	-
Deferred tax asset	12	261	-	-	-
		599,500	10,988	363,067	26,484
CURRENT ASSETS					
Inventories	13	4,930	4,285	-	-
Property development costs	14	223,123	48,807	-	-
Accrued billings	14	50,076	-	-	-
Trade receivables	15	13,607	7,585	-	-
Other receivables, deposits and prepayments	16	1,738	386	576	54
Amount owing by subsidiaries	17	-	-	174,050	43,402
Amount owing by related parties	18	3,138	-	3,138	-
Dividend receivable		-	-	15,123	-
Tax refundable		27	86	-	5
Fixed deposits with licensed banks	19	11,128	21,509	10,596	12,347
Cash and bank balances	20	77,440	11,990	7,561	3,423
		385,207	94,648	211,044	59,231
Assets of disposal group/ Non-current asset held for sale	21	54,576	-	38,095	-
		439,783	94,648	249,139	59,231
TOTAL ASSETS		1,039,283	105,636	612,206	85,715

The annexed notes form an integral part of these financial statements.

STATEMENTS OF FINANCIAL POSITION
AT 30 SEPTEMBER 2015
cont'd

	Note	The Group		The Company	
		30.9.2015 RM'000	31.3.2014 RM'000	30.9.2015 RM'000	31.3.2014 RM'000
EQUITY AND LIABILITIES					
EQUITY					
Share capital	22	367,743	79,180	367,743	79,180
Reserves	23	213,950	9,074	195,283	5,524
Equity attributable to owners of the Company		581,693	88,254	563,026	84,704
Non-controlling interests		237	30	-	-
TOTAL EQUITY		581,930	88,284	563,026	84,704
NON-CURRENT LIABILITIES					
Defined benefit obligation	24	1,297	1,104	87	68
Deferred tax liabilities	12	102,246	6	-	-
Long-term borrowings	25	28,875	-	375	-
		132,418	1,110	462	68
CURRENT LIABILITIES					
Trade payables	28	11,300	4,078	-	-
Other payables and accruals	29	288,012	1,598	2,783	430
Progress billings	14	17,591	9,691	-	-
Amount owing to subsidiaries	17	-	-	45,462	410
Amount owing to related parties	18	3,568	103	50	103
Short-term borrowings	30	2,614	-	114	-
Provision for taxation		1,651	772	309	-
Liabilities of disposal group held for sale	21	324,736 199	16,242 -	48,718 -	943 -
		324,935	16,242	48,718	943
TOTAL LIABILITIES		457,353	17,352	49,180	1,011
TOTAL EQUITY AND LIABILITIES		1,039,283	105,636	612,206	85,715

The annexed notes form an integral part of these financial statements.

STATEMENTS OF PROFIT OR LOSS AND OTHER COMPREHENSIVE INCOME

FOR THE FINANCIAL PERIOD FROM 1 APRIL 2014 TO 30 SEPTEMBER 2015

	Note	The Group		The Company	
		1.4.2014 to 30.9.2015 RM'000	1.4.2013 to 31.3.2014 RM'000	1.4.2014 to 30.9.2015 RM'000	1.4.2013 to 31.3.2014 RM'000
CONTINUING OPERATIONS					
Revenue	31	135,479	35,462	39,935	2,130
Cost of sales		(85,250)	(27,075)	-	-
Gross profit		50,229	8,387	39,935	2,130
Other income		24,873	267	1,152	-
Administrative and other expenses		75,102	8,654	41,087	2,130
Finance costs		(55,709)	(6,182)	(40,348)	(3,366)
Share of results in an associate, net of tax		(379)	-	(379)	-
Share of results in an associate, net of tax		4	28	-	-
Profit/(loss) before taxation	32	19,018	2,500	360	(1,236)
Income tax expense	33	(5,035)	(723)	(374)	-
Profit/(loss) after taxation from continuing operations		13,983	1,777	(14)	(1,236)
DISCONTINUED OPERATIONS					
Profit after taxation from discontinued operations	34	1,145	1,790	-	-
Profit/(loss) after taxation		15,128	3,567	(14)	(1,236)

The annexed notes form an integral part of these financial statements.

STATEMENTS OF PROFIT OR LOSS AND OTHER COMPREHENSIVE INCOME
FOR THE FINANCIAL PERIOD FROM 1 APRIL 2014 TO 30 SEPTEMBER 2015
cont'd

	Note	The Group		The Company	
		1.4.2014 to 30.9.2015 RM'000	1.4.2013 to 31.3.2014 RM'000	1.4.2014 to 30.9.2015 RM'000	1.4.2013 to 31.3.2014 RM'000
OTHER COMPREHENSIVE INCOME					
<u>Items that will not be reclassified subsequently to profit or loss</u>					
Remeasurements of defined benefit obligation		-	165	-	163
TOTAL COMPREHENSIVE INCOME/(EXPENSES) FOR THE FINANCIAL PERIOD/YEAR		15,128	3,732	(14)	(1,073)
PROFIT/(LOSS) AFTER TAXATION ATTRIBUTABLE TO:-					
Owners of the Company		15,103	3,564	(14)	(1,236)
Non-controlling interests		25	3	-	-
		15,128	3,567	(14)	(1,236)
TOTAL COMPREHENSIVE INCOME/(EXPENSES) ATTRIBUTABLE TO:-					
Owners of the Company		15,103	3,729	(14)	(1,073)
Non-controlling interests		25	3	-	-
		15,128	3,732	(14)	(1,073)
EARNINGS PER SHARE (SEN)	35				
Basic:					
- continuing operations		6.01	1.29		
- discontinued operations		0.49	1.30		
Diluted:					
- continuing operations		N/A	N/A		
- discontinued operations		N/A	N/A		

The annexed notes form an integral part of these financial statements.

STATEMENTS OF CHANGES IN EQUITY

FOR THE FINANCIAL PERIOD FROM 1 APRIL 2014 TO 30 SEPTEMBER 2015

	Non-distributable				Distributable			Total Equity RM'000
	Share Capital RM'000	Share Premium RM'000	Warrant Reserve RM'000	Capital Reserve RM'000	Capital Redemption Reserve RM'000	(Accumulated Losses)/ Retained Profits RM'000	Equity Attributable To Owners Of The Company RM'000	
The Group								
Balance at 1.4.2013	65,180	13,296	-	815	-	(8,766)	70,525	27
Profit after taxation	-	-	-	-	-	3,564	3,564	3
Other comprehensive income, net of tax	-	-	-	-	-	165	165	-
- Remeasurements of defined benefit obligation	-	-	-	-	-	165	165	-
Total comprehensive income for the financial year	-	-	-	-	-	3,729	3,729	3
Contributions by owners of the Company:	14,000	-	-	-	-	-	14,000	-
- Issuance of shares	79,180	13,296	-	815	-	(5,037)	88,254	30
Balance at 31.3.2014								
Profit after taxation/ Total comprehensive income for the financial period	-	-	-	-	-	15,103	15,103	25
Contributions by and distributions to owners of the Company:								
- Issuance of shares :								
- reinvestment shares for acquisition of a subsidiary	51,020	48,980	-	-	-	-	100,000	-
- rights issue with free warrants	237,543	94,225	48,300	-	-	-	380,068	-
- share issuance expenses set off against share premium	-	(1,732)	-	-	-	-	(1,732)	-
- Transfer to capital redemption reserve	-	-	-	-	168	(168)	-	-
- Acquisition of a subsidiary (Note 36)	-	-	-	-	-	-	-	182
Total transaction with owners	288,563	141,473	48,300	-	168	(168)	478,336	182
Balance at 30.9.2015	367,743	154,769	48,300	815	168	9,898	581,693	237

The annexed notes form an integral part of these financial statements.

STATEMENTS OF CHANGES IN EQUITY
FOR THE FINANCIAL PERIOD FROM 1 APRIL 2014 TO 30 SEPTEMBER 2015
cont'd

Note	← Non-distributable →			Distributable		Total Equity RM'000	
	Share Capital RM'000	Share Premium RM'000	Warrant Reserve RM'000	Capital Reserve RM'000	Accumulated Losses RM'000		
The Company							
Balance at 1.4.2013	65,180	13,296	-	1,800	(8,499)	71,777	
Loss after taxation	-	-	-	-	(1,236)	(1,236)	
Other comprehensive income for the financial year							
- Remeasurements of defined benefit obligation	-	-	-	-	163	163	
Total comprehensive expenses for the financial year	-	-	-	-	(1,073)	(1,073)	
Contributions by owners of the Company:							
- Issuance of shares	14,000	-	-	-	-	14,000	
Balance at 31.3.2014/ 1.4.2014	79,180	13,296	-	1,800	(9,572)	84,704	
Loss after taxation/Total comprehensive expenses for the financial period	-	-	-	-	(14)	(14)	
Contributions by owners of the Company:							
- Issuance of shares							
- reinvestment shares for acquisition of a subsidiary	22, 23.1	51,020	48,980	-	-	100,000	
- rights issue with free warrants	22, 23.1	237,543	94,225	48,300	-	380,068	
- share issuance expenses set off against share premium	23.1	-	(1,732)	-	-	(1,732)	
Total transactions with owners		288,563	141,473	48,300	-	478,336	
Balance at 30.9.2015		367,743	154,769	48,300	1,800	(9,586)	563,026

The annexed notes form an integral part of these financial statements.

STATEMENTS OF CASH FLOWS

FOR THE FINANCIAL PERIOD FROM 1 APRIL 2014 TO 30 SEPTEMBER 2015

	Note	The Group		The Company	
		1.4.2014 to 30.9.2015 RM'000	1.4.2013 to 31.3.2014 RM'000	1.4.2014 to 30.9.2015 RM'000	1.4.2013 to 31.3.2014 RM'000
CASH FLOWS (FOR)/FROM					
OPERATING ACTIVITIES					
Profit/(Loss) before taxation					
- continuing operations		19,018	2,500	360	(1,236)
- discontinued operations		1,311	2,360	-	-
		20,329	4,860	360	(1,236)
Adjustment for:-					
Bad debts written off		2	-	-	-
Depreciation of:					
- property, plant and equipment		1,180	635	528	64
- investment properties		277	203	56	38
Impairment loss on:					
- net assets of disposal group held for sale		15,684	-	-	-
- goodwill		7	-	-	-
- investment in a subsidiary		-	-	15,026	-
Interest expense		378	-	378	-
Inventories written down		25	47	-	-
Property, plant and equipment written off		3	-	3	-
Accretion of trade payables		(450)	-	-	-
Bad debts recovered		(88)	-	-	-
Dividend income		-	-	(15,123)	-
Gain on bargain purchase		(22,007)	-	-	-
Gain on disposal of:					
- property, plant and equipment		(115)	-	-	-
- investment properties		(454)	-	-	-
Interest income		(1,352)	(685)	(1,165)	(66)
Share of results in associates		(662)	(28)	-	-
Operating profit/(loss) before working capital changes carried forward		12,757	5,032	63	(1,200)

The annexed notes form an integral part of these financial statements.

STATEMENTS OF CASH FLOWS

FOR THE FINANCIAL PERIOD FROM 1 APRIL 2014 TO 30 SEPTEMBER 2015

cont'd

	Note	The Group		The Company	
		1.4.2014 to 30.9.2015 RM'000	1.4.2013 to 31.3.2014 RM'000	1.4.2014 to 30.9.2015 RM'000	1.4.2013 to 31.3.2014 RM'000
Operating profit/(loss) before working capital changes brought forward		12,757	5,032	63	(1,200)
Changes in working capital:-					
Increase in inventories		(672)	(181)	-	-
Decrease/(Increase) in trade and other receivables		4,866	23,574	(522)	(11)
Decrease in property development costs		18,287	7,193	-	-
Increase in trade and other payables		16,547	3,742	2,352	274
Increase in amount owing by subsidiaries		-	-	(3,901)	-
Increase in amount owing by related parties		(2,424)	-	(2,424)	-
Increase in amount owing to related parties		881	-	50	-
Net increase in accrued billings		(60,692)	-	-	-
Increase in progress billings		-	9,691	-	-
Increase/(Decrease) in defined benefit obligation		193	(69)	19	19
CASH (FOR)/FROM OPERATIONS		(10,257)	48,982	(4,363)	(918)
Interest paid		(378)	-	(378)	-
Real property gains tax paid		(28)	-	-	-
Income tax paid		(4,344)	(734)	(60)	(4)
NET CASH (FOR)/FROM OPERATING ACTIVITIES		(15,007)	48,248	(4,801)	(922)
CASH FLOWS (FOR)/FROM INVESTING ACTIVITIES					
Advances to related parties		(701)	-	(701)	-
Advances to subsidiaries		-	-	(126,747)	(24,636)
Acquisition of subsidiaries, net of cash and cash equivalents acquired	36	(204,546)	-	(79,123)	-
Interest income received		1,339	685	1,152	66
Investment in an associate		(1,848)	-	-	-
Placement on fixed deposits pledged to licensed banks		(11,128)	-	(10,596)	-
Purchase of:					
- development land and development project		-	(42,000)	-	-
- property, plant and equipment	37	(5,910)	(851)	(2,458)	(323)
Proceeds from disposal of:					
- property, plant and equipment		141	-	-	-
- investment properties		2,380	-	-	-
Redemption of preference shares in subsidiaries		-	-	7,770	40,000
Repayment from an associate		54	-	-	-
Subscription of preference shares in subsidiaries		-	-	(215,880)	-
NET CASH (FOR)/FROM INVESTING ACTIVITIES		(220,219)	(42,166)	(426,583)	15,107

The annexed notes form an integral part of these financial statements.

STATEMENTS OF CASH FLOWS
FOR THE FINANCIAL PERIOD FROM 1 APRIL 2014 TO 30 SEPTEMBER 2015
cont'd

	Note	The Group		The Company	
		1.4.2014 to 30.9.2015 RM'000	1.4.2013 to 31.3.2014 RM'000	1.4.2014 to 30.9.2015 RM'000	1.4.2013 to 31.3.2014 RM'000
CASH FLOWS FROM FINANCING ACTIVITIES					
Advances from subsidiaries		-	-	45,052	-
Drawdown of term loan		31,000	-	-	-
Proceeds from issuance of shares		380,068	-	380,068	-
Share issuance expenses		(1,732)	-	(1,732)	-
Repayment of hire purchase obligations		(110)	-	(110)	-
(Repayment to)/Advances from related parties		(61,671)	103	(103)	103
Redemption of redeemable preference shares		(68,390)	-	-	-
NET CASH FROM FINANCING ACTIVITIES		279,165	103	423,175	103
NET INCREASE/(DECREASE) IN CASH AND CASH EQUIVALENTS		43,941	6,185	(8,209)	14,288
CASH AND CASH EQUIVALENTS AT BEGINNING OF THE FINANCIAL PERIOD/YEAR		33,499	27,314	15,770	1,482
CASH AND CASH EQUIVALENTS AT END OF THE FINANCIAL PERIOD/YEAR	38	77,440	33,499	7,561	15,770

The annexed notes form an integral part of these financial statements.

NOTES TO THE FINANCIAL STATEMENTS

FOR THE FINANCIAL PERIOD FROM 1 APRIL 2014 TO 30 SEPTEMBER 2015

1. GENERAL INFORMATION

The Company is a public company limited by shares and is incorporated under the Companies Act 1965 in Malaysia. The domicile of the Company is Malaysia. The registered office and principal place of business are as follows:-

Registered office : Level 8, Symphony House,
Pusat Dagangan Dana 1,
Jalan PJU 1A/46,
47301 Petaling Jaya,
Selangor Darul Ehsan.

Principal place of business : Suite 8, Main Tower, Sunsuria Avenue,
Persiaran Mahogani,
Kota Damansara, PJU 5,
47810 Petaling Jaya,
Selangor Darul Ehsan.

The financial statements were authorised for issue by the Board of Directors in accordance with a resolution of the directors dated 15 January 2016.

2. PRINCIPAL ACTIVITIES

The Company is principally engaged in the business of investment holding and the provision of management services. The principal activities of the subsidiaries are disclosed in Note 5 to the financial statements. There have been no significant changes in the nature of these activities during the financial period.

3. BASIS OF PREPARATION

The financial statements of the Group are prepared under the historical cost convention and modified to include other bases of valuation as disclosed in other sections under significant accounting policies, and in compliance with Financial Reporting Standards ("FRSs") and the requirements of the Companies Act 1965 in Malaysia.

3.1 During the current financial period, the Group has adopted the following new accounting standards and/or interpretations (including the consequential amendments, if any):-

FRSs and/or IC Interpretations (Including The Consequential Amendments)

Amendments to FRS 10, FRS 12 and FRS 127 (2011): Investment Entities
Amendments to FRS 119: Defined Benefit Plans - Employee Contributions
Amendments to FRS 132: Offsetting Financial Assets and Financial Liabilities
Amendments to FRS 136: Recoverable Amount Disclosures for Non-financial Assets
Amendments to FRS 139: Novation of Derivatives and Continuation of Hedge Accounting
IC Interpretation 21 Levies
Annual Improvements to FRSs 2010 - 2012 Cycle
Annual Improvements to FRSs 2011 - 2013 Cycle

The adoption of the above accounting standards and/or interpretations (including the consequential amendments, if any) did not have any material impact on the Group's financial statements.

NOTES TO THE FINANCIAL STATEMENTS

FOR THE FINANCIAL PERIOD FROM 1 APRIL 2014 TO 30 SEPTEMBER 2015
cont'd

3. BASIS OF PREPARATION (CONT'D)

- 3.2 The Group has not applied in advance the following accounting standards and/or interpretations (including the consequential amendments, if any) that have been issued by the Malaysian Accounting Standards Board ("MASB") but are not yet effective for the current financial period:

FRSs and/or IC Interpretations (Including The Consequential Amendments)	Effective Date
FRS 9 Financial Instruments (IFRS 9 issued by IASB in July 2014)	1 January 2018
Amendments to FRS 10 and FRS 128 (2011): Sale or Contribution of Assets between an Investor and its Associate or Joint Venture	1 January 2016
Amendments to FRS 11 : Accounting for Acquisitions of Interests in Joint Operations	1 January 2016
Amendments to FRS 10, FRS 12 and FRS 128 (2011): Investment Entities - Applying the Consolidation Exception	1 January 2016
Amendments to FRS 101: Presentation of Financial Statements - Disclosure Initiative	1 January 2016
Amendments to FRS 116 and FRS 138: Clarification of Acceptable Methods of Depreciation and Amortisation	1 January 2016
Amendments to FRS 127 (2011): Equity Method in Separate Financial Statements	1 January 2016
Annual Improvements to FRSs 2012 - 2014 Cycle	1 January 2016

The adoption of the above accounting standards and/or interpretations (including the consequential amendments, if any) is expected to have no material impact on the financial statements of the Group upon their initial application.

- 3.3 MASB has issued a new MASB approved accounting framework, the Malaysian Financial Reporting Standards ("MFRSs"), that are to be applied by all entities other than private entities; with the exception of entities that are within the scope of MFRS 141 (Agriculture) and IC Interpretation 15 (Agreements for Construction of Real Estate), including its parent, significant investor and venturer (herein called "transitioning entities").

As announced by MASB on 28 October 2015, the transitioning entities are allowed to defer the adoption of MFRSs to annual periods beginning on or after 1 January 2018.

Accordingly, as a transitioning entity as defined above, the Group has chosen to defer the adoption of MFRSs and will only prepare its first set of MFRS financial statements for the financial year ending 30 September 2019. The Group is currently assessing the possible financial impacts that may arise from the adoption of MFRSs and the process is still ongoing.

NOTES TO THE FINANCIAL STATEMENTS

FOR THE FINANCIAL PERIOD FROM 1 APRIL 2014 TO 30 SEPTEMBER 2015
cont'd

4. SIGNIFICANT ACCOUNTING POLICIES

4.1 CRITICAL ACCOUNTING ESTIMATES AND JUDGEMENTS

Estimates and judgements are continually evaluated by the directors and management and are based on historical experience and other factors, including expectations of future events that are believed to be reasonable under the circumstances. The estimates and judgements that affect the application of the Group's accounting policies and disclosures, and have a significant risk of causing a material adjustment to the carrying amounts of assets, liabilities, income and expenses are discussed below:-

(a) Depreciation of Property, Plant and Equipment

The estimates for the residual values, useful lives and related depreciation charges for the property, plant and equipment are based on commercial factors which could change significantly as a result of technical innovations and competitors' actions in response to the market conditions. The Group anticipates that the residual values of its property, plant and equipment will be insignificant. As a result, residual values are not being taken into consideration for the computation of the depreciable amount. Changes in the expected level of usage and technological development could impact the economic useful lives and the residual values of these assets, therefore future depreciation charges could be revised.

(b) Income Taxes

There are certain transactions and computations for which the ultimate tax determination may be different from the initial estimate. The Group recognises tax liabilities based on its understanding of the prevailing tax laws and estimates of whether such taxes will be due in the ordinary course of business. Where the final outcome of these matters is different from the amounts that were initially recognised, such difference will impact the income tax and deferred tax provisions in the year in which such determination is made.

(c) Impairment of Non-Financial Assets

When the recoverable amount of an asset is determined based on the estimate of the value-in-use of the cash-generating unit to which the asset is allocated, the management is required to make an estimate of the expected future cash flows from the cash-generating unit and also to apply a suitable discount rate in order to determine the present value of those cash flows.

(d) Write-down of Inventories

Reviews are made periodically by management on damaged, obsolete and slow-moving inventories. These reviews require judgement and estimates. Possible changes in these estimates could result in revisions to the valuation of inventories.

(e) Classification between Investment Properties and Owner occupied Properties

The Group determines whether a property qualifies as an investment property, and has developed a criteria in making that judgement. Investment property is a property held to earn rentals or for capital appreciation or both. Therefore, the Group considers whether a property generates cash flows largely independent of the other assets held by the Group.

NOTES TO THE FINANCIAL STATEMENTS
FOR THE FINANCIAL PERIOD FROM 1 APRIL 2014 TO 30 SEPTEMBER 2015
cont'd

4. SIGNIFICANT ACCOUNTING POLICIES (CONT'D)

4.1 CRITICAL ACCOUNTING ESTIMATES AND JUDGEMENTS (CONT'D)

(e) Classification between Investment Properties and Owner occupied Properties (cont'd)

Some properties comprise a portion that is held to earn rentals or for capital appreciation and another portion that is held for use in the production or supply of goods or services or for administrative purposes. If these portions could be sold separately (or leased out separately under a finance lease), the Group accounts for the portions separately. If the portions could not be sold separately, the property is an investment property only if an insignificant portion is held for use in the production or supply of goods or services or for administrative purposes.

Judgement is made on an individual property basis to determine whether ancillary services are so significant that a property does not qualify as investment property.

(f) Impairment of Trade and Other Receivables

An impairment loss is recognised when there is objective evidence that a financial asset is impaired. Management specifically reviews its loans and receivables financial assets and analyses historical bad debts, customer concentrations, customer creditworthiness, current economic trends and changes in the customer payment terms when making a judgement to evaluate the adequacy of the allowance for impairment losses. Where there is objective evidence of impairment, the amount and timing of future cash flows are estimated based on historical loss experience for assets with similar credit risk characteristics. If the expectation is different from the estimation, such difference will impact the carrying value of receivables.

(g) Classification of Leasehold Land

The classification of leasehold land as a finance lease or an operating lease requires the use of judgement in determining the extent to which risks and rewards incidental to its ownership lie. Despite the fact that there will be no transfer of ownership by the end of the lease term and that the lease term does not constitute the major part of the indefinite economic life of the land, management considered that the present value of the minimum lease payments approximated to the fair value of the land at the inception of the lease. Accordingly, management judged that the Group has acquired substantially all the risks and rewards incidental to the ownership of the land through a finance lease.

(h) Property Development

The Group recognise property development revenue and expenses in the profit or loss by using the stage of completion method. The stage of completion is determined by the proportion that the property development costs incurred for work performed to date bear to the estimated total property development costs.

Significant judgement is required in determining the stage of completion, the extent of the property development costs incurred, the estimated total property development revenue and costs, as well as the recoverability of the development projects. In making the judgement, the Group evaluates based on past experience and by relying on the work of specialists.

NOTES TO THE FINANCIAL STATEMENTS

FOR THE FINANCIAL PERIOD FROM 1 APRIL 2014 TO 30 SEPTEMBER 2015
cont'd

4. SIGNIFICANT ACCOUNTING POLICIES (CONT'D)

4.1 CRITICAL ACCOUNTING ESTIMATES AND JUDGEMENTS (CONT'D)

(i) Impairment of Goodwill

Goodwill is tested for impairment annually and at other times when such indicators exist. This requires management to estimate the expected future cash flows of the cash-generating unit to which goodwill is allocated and to apply a suitable discount rate in order to determine the present value of those cash flows. The future cash flows are most sensitive to budgeted gross margins, growth rates estimated and discount rate used. If the expectation is different from the estimation, such difference will impact the carrying value of goodwill.

(j) Fair Value Estimates for Certain Financial Assets and Liabilities

The Group carries certain financial assets and liabilities at fair value, which requires extensive use of accounting estimates and judgement. While significant components of fair value measurement were determined using verifiable objective evidence, the amount of changes in fair value would differ if the Group uses different valuation methodologies. Any changes in fair value of these assets and liabilities would affect profit and/or equity.

4.2 BASIS OF CONSOLIDATION

The consolidated financial statements include the financial statements of the Company and its subsidiaries made up to the end of the reporting period.

Subsidiaries are entities (including structured entities) controlled by the Group. The Group controls an entity when the Group is exposed to, or has rights to, variable returns from its involvement with the entity and has the ability to affect those returns through its power over the entity.

Subsidiaries are consolidated from the date on which control is transferred to the Group up to the effective date on which control ceases, as appropriate.

Intragroup transactions, balances, income and expenses are eliminated on consolidation. Where necessary, adjustments are made to the financial statements of subsidiaries to ensure consistency of accounting policies with those of the Group.

Non-controlling interests are presented within equity in the consolidated statement of financial position, separately from the equity attributable to owners of the Company. Profit or loss and each component of other comprehensive income are attributed to the owners of the Company and to the non-controlling interests. Total comprehensive income is attributed to non-controlling interests even if this results in the non-controlling interests having a deficit balance.

At the end of each reporting period, the carrying amount of non-controlling interests is the amount of those interests at initial recognition plus the non-controlling interests' share of subsequent changes in equity.

All changes in the parent's ownership interest in a subsidiary that do not result in a loss of control are accounted for as equity transactions. Any difference between the amount by which the non-controlling interest is adjusted and the fair value of consideration paid or received is recognised directly in equity of the Group.

NOTES TO THE FINANCIAL STATEMENTS
FOR THE FINANCIAL PERIOD FROM 1 APRIL 2014 TO 30 SEPTEMBER 2015
cont'd

4 SIGNIFICANT ACCOUNTING POLICIES (CONT'D)

4.2 BASIS OF CONSOLIDATION (CONT'D)

Upon the loss of control of a subsidiary, the Group recognises any gain or loss on disposal in profit or loss which is calculated as the difference between:-

- (i) the aggregate of the fair value of the consideration received and the fair value of any retained interest in the former subsidiary; and
- (ii) the previous carrying amount of the assets (including goodwill), and liabilities of the former subsidiary and any non-controlling interests.

Amounts previously recognised in other comprehensive income in relation to the former subsidiary are accounted for in the same manner as would be required if the relevant assets or liabilities were disposed of (i.e. reclassified to profit or loss or transferred directly to retained profits). The fair value of any investments retained in the former subsidiary at the date when control is lost is regarded as the fair value on initial recognition for subsequent accounting under FRS 139 or, when applicable, the cost on initial recognition of an investment in an associate or a joint venture.

Business combinations from 1 April 2011 onwards

Acquisitions of businesses are accounted for using the acquisition method. Under the acquisition method, the consideration transferred for acquisition of a subsidiary is the fair value of the assets transferred, liabilities incurred and the equity interests issued by the Group at the acquisition date. The consideration transferred includes the fair value of any asset or liability resulting from a contingent consideration arrangement. Acquisition-related costs, other than the costs to issue debt or equity securities, are recognised in profit or loss when incurred.

In a business combination achieved in stages, previously held equity interests in the acquiree are remeasured to fair value at the acquisition date and any corresponding gain or loss is recognised in profit or loss.

Non-controlling interests in the acquiree may be initially measured either at fair value or at the non-controlling interests' proportionate share of the fair value of the acquiree's identifiable net assets at the date of acquisition. The choice of measurement basis is made on a transaction-by-transaction basis.

Business combinations before 1 April 2011

All subsidiaries are consolidated using the purchase method. At the date of acquisition, the fair values of the subsidiaries' net assets are determined and these values are reflected in the consolidated financial statements. The cost of acquisition is measured at the aggregate of the fair values, at the date of exchange, of assets given, liabilities incurred or assumed, and equity instruments issued by the Group in exchange for control of the acquiree, plus any costs directly attributable to the business combination.

Non-controlling interests are initially measured at their share of the fair values of the identifiable assets and liabilities of the acquiree as at the date of acquisition.

NOTES TO THE FINANCIAL STATEMENTS

FOR THE FINANCIAL PERIOD FROM 1 APRIL 2014 TO 30 SEPTEMBER 2015
cont'd

4. SIGNIFICANT ACCOUNTING POLICIES (CONT'D)

4.3 GOODWILL

Goodwill is measured at cost less accumulated impairment losses, if any. The carrying value of goodwill is reviewed for impairment annually or more frequently if events or changes in circumstances indicate that the carrying amount may be impaired. The impairment value of goodwill is recognised immediately in profit or loss. An impairment loss recognised for goodwill is not reversed in a subsequent period.

Business combinations from 1 April 2011 onwards

Under the acquisition method, any excess of the sum of the fair value of the consideration transferred in the business combination, the amount of non-controlling interests recognised and the fair value of the Group's previously held equity interest in the acquiree (if any), over the net fair value of the acquiree's identifiable assets and liabilities at the date of acquisition is recorded as goodwill.

Where the latter amount exceeds the former, after reassessment, the excess represents a bargain purchase gain and is recognised as a gain in profit or loss.

Business combinations before 1 April 2011

Under the purchase method, goodwill represents the excess of the fair value of the purchase consideration over the Group's share of the fair values of the identifiable assets, liabilities and contingent liabilities of the subsidiaries at the date of acquisition.

If, after reassessment, the Group's interest in the fair values of the identifiable net assets of the subsidiaries exceeds the cost of the business combinations, the excess is recognised as income immediately in profit or loss.

4.4 FUNCTIONAL AND FOREIGN CURRENCIES

(a) Functional and Presentation Currency

The individual financial statements of each entity in the Group are presented in the currency of the primary economic environment in which the entity operates, which is the functional currency.

The consolidated financial statements are presented in Ringgit Malaysia ("RM"), which is the Company's functional and presentation currency.

(b) Transactions and Balances

Transactions in foreign currencies are converted into the respective functional currencies on initial recognition, using the exchange rates approximating those ruling at the transaction dates. Monetary assets and liabilities at the end of the reporting period are translated at the rates ruling as of that date. Non-monetary assets and liabilities are translated using exchange rates that existed when the values were determined. All exchange differences are recognised in profit or loss.

NOTES TO THE FINANCIAL STATEMENTS
FOR THE FINANCIAL PERIOD FROM 1 APRIL 2014 TO 30 SEPTEMBER 2015
cont'd

4. SIGNIFICANT ACCOUNTING POLICIES (CONT'D)

4.5 FINANCIAL INSTRUMENTS

Financial instruments are recognised in the statements of financial position when the Group has become a party to the contractual provisions of the instruments.

Financial instruments are classified as liabilities or equity in accordance with the substance of the contractual arrangement. Interest, dividends, gains and losses relating to a financial instrument classified as a liability, are reported as an expense or income. Distributions to holders of financial instruments classified as equity are charged directly to equity.

Financial instruments are offset when the Group has a legally enforceable right to offset and intends to settle either on a net basis or to realise the asset and settle the liability simultaneously.

A financial instrument is recognised initially at its fair value. Transaction costs that are directly attributable to the acquisition or issue of the financial instrument (other than a financial instrument at fair value through profit or loss) are added to/deducted from the fair value on initial recognition, as appropriate. Transaction costs on the financial instrument at fair value through profit or loss are recognised immediately in profit or loss.

Financial instruments recognised in the statements of financial position are disclosed in the individual policy statement associated with each item.

(a) Financial Assets

On initial recognition, financial assets are classified as either financial assets at fair value through profit or loss, held-to-maturity investments, loans and receivables financial assets, or available-for-sale financial assets, as appropriate.

(i) Financial Assets at Fair Value through Profit or Loss

Financial assets are classified as financial assets at fair value through profit or loss when the financial asset is either held for trading or is designated to eliminate or significantly reduce a measurement or recognition inconsistency that would otherwise arise. Derivatives are also classified as held for trading unless they are designated as hedges.

Financial assets at fair value through profit or loss are stated at fair value, with any gains or losses arising on remeasurement recognised in profit or loss. Dividend income from this category of financial assets is recognised in profit or loss when the Group's right to receive payment is established.

Financial assets at fair value through profit or loss could be presented as current or non-current. Financial assets that are held primarily for trading purposes are presented as current whereas financial assets that are not held primarily for trading purposes are presented as current or non-current based on the settlement date.

NOTES TO THE FINANCIAL STATEMENTS

FOR THE FINANCIAL PERIOD FROM 1 APRIL 2014 TO 30 SEPTEMBER 2015
cont'd

4. SIGNIFICANT ACCOUNTING POLICIES (CONT'D)

4.5 FINANCIAL INSTRUMENTS (CONT'D)

(a) Financial Assets (cont'd)

(ii) Held-to-maturity Investments

Held-to-maturity investments are non-derivative financial assets with fixed or determinable payments and fixed maturities that the management has the positive intention and ability to hold to maturity. Held-to-maturity investments are measured at amortised cost using the effective interest method less any impairment loss, with interest income recognised in profit or loss on an effective yield basis.

Held-to-maturity investments are classified as non-current assets, except for those having maturity within 12 months after the reporting date which are classified as current assets.

(iii) Loans and Receivables Financial Assets

Trade receivables and other receivables that have fixed or determinable payments that are not quoted in an active market are classified as loans and receivables financial assets. Loans and receivables financial assets are measured at amortised cost using the effective interest method, less any impairment loss. Interest income is recognised by applying the effective interest rate, except for short-term receivables when the recognition of interest would be immaterial.

Loans and receivables financial assets are classified as current assets, except for those having settlement dates later than 12 months after the reporting date which are classified as non-current assets.

(iv) Available-for-sale Financial Assets

Available-for-sale financial assets are non-derivative financial assets that are designated in this category or are not classified in any of the other categories.

After initial recognition, available-for-sale financial assets are remeasured to their fair values at the end of each reporting period. Gains and losses arising from changes in fair value are recognised in other comprehensive income and accumulated in the fair value reserve, with the exception of impairment losses. On derecognition, the cumulative gain or loss previously accumulated in the fair value reserve is reclassified from equity into profit or loss.

Dividends on available-for-sale equity instruments are recognised in profit or loss when the Group's right to receive payments is established.

Investments in equity instruments whose fair value cannot be reliably measured are measured at cost less accumulated impairment losses, if any.

Available-for-sale financial assets are classified as non-current assets unless they are expected to be realised within 12 months after the reporting date.

NOTES TO THE FINANCIAL STATEMENTS
FOR THE FINANCIAL PERIOD FROM 1 APRIL 2014 TO 30 SEPTEMBER 2015
cont'd

4. SIGNIFICANT ACCOUNTING POLICIES (CONT'D)

4.5 FINANCIAL INSTRUMENTS (CONT'D)

(b) Financial Liabilities

All financial liabilities are initially measured at fair value plus directly attributable transaction costs and subsequently measured at amortised cost using the effective interest method other than those categorised as fair value through profit or loss.

Fair value through profit or loss category comprises financial liabilities that are either held for trading or are designated to eliminate or significantly reduce a measurement or recognition inconsistency that would otherwise arise. Derivatives are also classified as held for trading unless they are designated as hedges.

Financial liabilities are classified as current liabilities unless the Group has an unconditional right to defer settlement of the liability for at least 12 months after the reporting date.

(c) Equity Instruments

Ordinary Shares are classified as equity. Incremental costs directly attributable to the issue of new ordinary shares or options are shown in equity as a deduction, net of tax, from proceeds.

Dividends on ordinary shares are recognised as liabilities when approved for appropriation.

(d) Derecognition

A financial asset or part of it is derecognised when, and only when, the contractual rights to the cash flows from the financial asset expire or the financial asset is transferred to another party without retaining control or substantially all risks and rewards of the asset. On derecognition of a financial asset, the difference between the carrying amount and the sum of the consideration received (including any new asset obtained less any new liability assumed) and any cumulative gain or loss that had been recognised in equity is recognised in profit or loss.

A financial liability or a part of it is derecognised when, and only when, the obligation specified in the contract is discharged or cancelled or expires. On derecognition of a financial liability, the difference between the carrying amount of the financial liability extinguished or transferred to another party and the consideration paid, including any non-cash assets transferred or liabilities assumed, is recognised in profit or loss.

4.6 WARRANTS

Amount allocated in relation to the issuance of warrants are credited to the warrant reserve which is non-distributable. The warrant reserve is transferred to the share premium account upon exercise of the warrants and the warrant reserve in relation to the unexercised at the expiry of the warrants period will be transferred to retained earnings.

4.7 INVESTMENTS IN SUBSIDIARIES

Investments in subsidiaries are stated at cost in the statement of financial position of the Company, and are reviewed for impairment at the end of the reporting period if events or changes in circumstances indicate that the carrying values may not be recoverable. The cost of the investments includes transaction costs.

On the disposal of the investments in subsidiaries, the difference between the net disposal proceeds and the carrying amount of the investments is recognised in profit or loss.

NOTES TO THE FINANCIAL STATEMENTS

FOR THE FINANCIAL PERIOD FROM 1 APRIL 2014 TO 30 SEPTEMBER 2015
cont'd

4. SIGNIFICANT ACCOUNTING POLICIES (CONT'D)

4.8 INVESTMENTS IN ASSOCIATES

An associate is an entity in which the Group and the Company have a long-term equity interest and where it exercises significant influence over the financial and operating policies.

Investments in associates are stated at cost in the statement of financial position of the Company, and are reviewed for impairment at the end of the reporting period if events or changes in circumstances indicate that the carrying values may not be recoverable. The cost of the investment includes transaction costs.

The investment in an associate is accounted for in the consolidated statement of financial position using the equity method, based on the financial statements of the associate made up to 30 September 2015. The Group's share of the post acquisition profits and other comprehensive income of the associate is included in the consolidated statement of profit or loss and other comprehensive income, after adjustment if any, to align the accounting policies with those of the Group, from the date that significant influence commences up to the effective date on which significant influence ceases or when the investment is classified as held for sale. The Group's interest in the associate is carried in the consolidated statement of financial position at cost plus the Group's share of the post-acquisition retained profits and reserves. The cost of investment includes transaction costs.

When the Group's share of losses exceeds its interest in an associate, the carrying amount of that interest is reduced to zero, and the recognition of further losses is discontinued except to the extent that the Group has an obligation.

Unrealised gains on transactions between the Group and the associate are eliminated to the extent of the Group's interest in the associate. Unrealised losses are eliminated unless cost cannot be recovered.

When the Group ceases to have significant influence over an associate and the retained interest in the former associate is a financial asset, the Group measures the retained interest at fair value at that date and the fair value is regarded as the initial carrying amount of the financial asset in accordance with FRS 139. Furthermore, the Group also reclassifies its share of the gain or loss previously recognised in other comprehensive income of that associate to profit or loss when the equity method is discontinued. However, the Group will continue to use the equity method if the dilution does not result in a loss of significant influence or when an investment in a joint venture becomes an investment in an associate. Under such changes in ownership interest, the retained investment is not remeasured to fair value but a proportionate share of the amounts previously recognised in other comprehensive income of the associate will be reclassified to profit or loss where appropriate. All dilution gains or losses arising in investments in associates are recognised in profit or loss.

NOTES TO THE FINANCIAL STATEMENTS

FOR THE FINANCIAL PERIOD FROM 1 APRIL 2014 TO 30 SEPTEMBER 2015
cont'd

4. SIGNIFICANT ACCOUNTING POLICIES (CONT'D)

4.9 PROPERTY, PLANT AND EQUIPMENT

Property, plant and equipment are stated at cost less accumulated depreciation and accumulated impairment losses, if any.

Depreciation is charged to profit or loss (unless it is included in the carrying amount of another asset) on the straight-line method to write off the depreciable amount of the assets over their estimated useful lives. Depreciation of an asset does not cease when the asset becomes idle or is retired from active use unless the asset is fully depreciated. The principal annual rates used for this purpose are:-

Long-term leasehold land	Over the lease period of 87 to 91 years
Buildings	2%
Plant and machinery	5% - 10%
Furniture, fittings and equipment	10% - 25%
Motor vehicles	20%
Spare parts and loose tools	20% to 100%
Renovation	20%
Signboard	20%

Initial purchases of spare parts and loose tools have been capitalised and depreciated at annual rates ranging from 20% to 100%. Subsequent purchases of such items are recognised in profit or loss.

The depreciation method, useful lives and residual values are reviewed, and adjusted if appropriate, at the end of each reporting period to ensure that the amounts, method and periods of depreciation are consistent with previous estimates and the expected pattern of consumption of the future economic benefits embodied in the items of the property and equipment.

Subsequent costs are included in the asset's carrying amount or recognised as a separate asset, as appropriate, only when the cost is incurred and it is probable that the future economic benefits associated with the asset will flow to the Group and the cost of the asset can be measured reliably. The carrying amount of parts that are replaced is derecognised. The costs of the day-to-day servicing of property, plant and equipment are recognised in profit or loss as incurred. Cost also comprises the initial estimate of dismantling and removing the asset and restoring the site on which it is located for which the Group is obligated to incur when the asset is acquired, if applicable.

An item of property, plant and equipment is derecognised upon disposal or when no future economic benefits are expected from its use. Any gain or loss arising from derecognition of the asset is recognised in profit or loss.

4.10 INVESTMENT PROPERTIES

Investment properties are properties held either to earn rental income or for capital appreciation or for both. Investment properties are stated at cost less accumulated depreciation and impairment losses, if any.

Freehold land is not depreciated. Depreciation is charged to profit or loss on the straight-line method over the estimated useful lives of the investment properties. Leasehold land is depreciated on a straight-line basis over the lease terms of 88 to 94 years. Buildings are depreciated on a straight-line basis over their estimated useful lives of 50 years.

NOTES TO THE FINANCIAL STATEMENTS

FOR THE FINANCIAL PERIOD FROM 1 APRIL 2014 TO 30 SEPTEMBER 2015
cont'd

4. SIGNIFICANT ACCOUNTING POLICIES (CONT'D)

4.10 INVESTMENT PROPERTIES (CONT'D)

Investment properties are derecognised when they have either been disposed of or when the investment property is permanently withdrawn from use and no future benefit is expected from its disposal.

On the derecognition of an investment property, the difference between the net disposal proceeds and the carrying amount is recognised in profit or loss.

Transfers are made to or from investment property only when there is a change in use. All transfers do not change the carrying amount of the property reclassified.

4.11 PROPERTY DEVELOPMENT COSTS

(a) Non-Current Property Development

Non-current property development costs consist of land and development costs where no development activities are carried out or where development activities are not expected to be completed within the normal operating cycle. Such land and development costs are carried at cost less any accumulated impairment losses.

Costs associated with the acquisition of land include the purchase price of the land, professional fees, stamp duties, commissions, conversion fees and other relevant levies. Pre-acquisition costs are charged to profit or loss as incurred unless such costs are directly identifiable to the consequent property development activity.

Non-current property development costs are transferred to current asset when development activities have commenced and where it can be demonstrated that the development activities can be completed within the normal operating cycle.

(b) Current Property Development

Current property development costs comprise costs associated with the acquisition of land and all costs that are directly attributable to development activities or that can be allocated on a reasonable basis to such activities.

Property development costs that are not recognised as an expense are recognised as an asset and carried at the lower of cost and net realisable value.

When the financial outcome of a development activity can be reliably estimated, the amount of property revenues and expenses recognised in the statement of comprehensive income are determined by reference to the stage of completion of development activity at the end of the reporting period.

When the financial outcome of a development activity cannot be reliably estimated, the property development revenue is recognised only to the extent of property development costs incurred that will be recoverable. The property development costs on the development units sold are recognised as an expense in the period in which they are incurred.

Where it is probable that property development costs will exceed property development revenue, any expected loss is recognised as an expense in profit or loss immediately, including costs to be incurred over the defects liability period.

NOTES TO THE FINANCIAL STATEMENTS

FOR THE FINANCIAL PERIOD FROM 1 APRIL 2014 TO 30 SEPTEMBER 2015
cont'd

4. SIGNIFICANT ACCOUNTING POLICIES (CONT'D)

4.12 PROGRESS BILLINGS/ACCRUED BILLINGS

In respect of progress billings:-

- (i) where revenue recognised in profit or loss exceeds the billings to purchasers, the balance is shown as accrued billings under current assets; and
- (ii) where billings to purchasers exceed the revenue recognised to profit or loss, the balance is shown as progress billings under current liabilities.

4.13 IMPAIRMENT

(a) Impairment of Financial Assets

All financial assets (other than those categorised at fair value through profit or loss), are assessed at the end of each reporting period whether there is any objective evidence of impairment as a result of one or more events having an impact on the estimated future cash flows of the asset. For an equity instrument, a significant or prolonged decline in the fair value below its cost is considered to be objective evidence of impairment.

An impairment loss in respect of held-to-maturity investments and loans and receivables financial assets is recognised in profit or loss and is measured as the difference between the asset's carrying amount and the present value of estimated future cash flows, discounted at the financial asset's original effective interest rate.

An impairment loss in respect of available-for-sale financial assets is recognised in profit or loss and is measured as the difference between its cost (net of any principal payment and amortisation) and its current fair value, less any impairment loss previously recognised in the fair value reserve. In addition, the cumulative loss recognised in other comprehensive income and accumulated in equity under fair value reserve, is reclassified from equity to profit or loss.

With the exception of available-for-sale equity instruments, if, in a subsequent period, the amount of the impairment loss decreases and the decrease can be related objectively to an event occurring after the impairment was recognised, the previously recognised impairment loss is reversed through profit or loss to the extent that the carrying amount of the financial asset at the date the impairment is reversed does not exceed what the amortised cost would have been had the impairment not been recognised. In respect of available-for-sale equity instruments, impairment losses previously recognised in profit or loss are not reversed through profit or loss. Any increase in fair value subsequent to an impairment loss made is recognised in other comprehensive income.

(b) Impairment of Non-Financial Assets

The carrying values of assets, other than those to which FRS 136 - Impairment of Assets does not apply, are reviewed at the end of each reporting period for impairment when there is an indication that the assets might be impaired. Impairment is measured by comparing the carrying values of the assets with their recoverable amounts. The recoverable amount of the assets is the higher of the assets' fair value less costs to sell and their value in use, which is measured by reference to discounted future cash flow.

NOTES TO THE FINANCIAL STATEMENTS

FOR THE FINANCIAL PERIOD FROM 1 APRIL 2014 TO 30 SEPTEMBER 2015
cont'd

4. SIGNIFICANT ACCOUNTING POLICIES (CONT'D)

4.13 IMPAIRMENT (CONT'D)

(b) Impairment of Non-Financial Assets (cont'd)

An impairment loss is recognised in profit or loss immediately unless the asset is carried at its revalued amount. Any impairment loss of a revalued asset is treated as a revaluation decrease to the extent of a previously recognised revaluation surplus for the same asset.

In respect of assets other than goodwill, and when there is a change in the estimates used to determine the recoverable amount, a subsequent increase in the recoverable amount of an asset is treated as a reversal of the previous impairment loss and is recognised to the extent of the carrying amount of the asset that would have been determined (net of amortisation and depreciation) had no impairment loss been recognised. The reversal is recognised in profit or loss immediately, unless the asset is carried at its revalued amount, in which case the reversal of the impairment loss is treated as a revaluation increase.

4.14 ASSETS UNDER HIRE PURCHASE

Assets acquired under hire purchase are capitalised in the financial statements at the lower of the fair value of the leased assets and the present value of the minimum lease payments and, are depreciated in accordance with the policy set out in Note 4.9 above. Each hire purchase payment is allocated between the liability and finance charges so as to achieve a constant rate on the finance balance outstanding. Finance charges are recognised in profit or loss over the period of the respective hire purchase agreements.

4.15 INVENTORIES

Inventories are stated at the lower of cost and net realisable value. Cost is determined on the weighted average basis and comprises the purchase price, conversion costs and incidentals incurred in bringing the inventories to their present location and condition.

Net realisable value represents the estimated selling price less the estimated costs necessary to make the sale.

4.16 INCOME TAXES

Income tax for the year comprises current and deferred tax.

Current tax is the expected amount of income taxes payable in respect of the taxable profit for the reporting period and is measured using the tax rates that have been enacted or substantively enacted at the end of the reporting period.

Deferred tax is provided in full, using the liability method, on temporary differences arising between the tax bases of assets and liabilities and their carrying amounts in the financial statements.

Deferred tax liabilities are recognised for all taxable temporary differences other than those that arise from goodwill or excess of the acquirer's interest in the net fair value of the acquiree's identifiable assets, liabilities and contingent liabilities over the business combination costs or from the initial recognition of an asset or liability in a transaction which is not a business combination and at the time of the transaction, affects neither accounting profit nor taxable profit.

Deferred tax assets are recognised for all deductible temporary differences, unused tax losses and unused tax credits to the extent that it is probable that future taxable profits will be available against which the deductible temporary differences, unused tax losses and unused tax credits can be utilised. The carrying amounts of deferred tax assets are reviewed at the end of each reporting period and reduced to the extent that it is no longer probable that sufficient future taxable profits will be available to allow all or part of the deferred tax assets to be utilised.

NOTES TO THE FINANCIAL STATEMENTS
FOR THE FINANCIAL PERIOD FROM 1 APRIL 2014 TO 30 SEPTEMBER 2015
cont'd

4. SIGNIFICANT ACCOUNTING POLICIES (CONT'D)

4.16 INCOME TAXES (cont'd)

Deferred tax assets and liabilities are measured at the tax rates that are expected to apply in the period when the asset is realised or the liability is settled, based on the tax rates that have been enacted or substantively enacted at the end of the reporting period.

Deferred tax assets and liabilities are offset when there is a legally enforceable right to set off current tax assets against current tax liabilities and when the deferred income taxes relate to the same taxation authority.

Deferred tax relating to items recognised outside profit or loss is recognised outside profit or loss. Deferred tax items are recognised in correlation to the underlying transactions either in other comprehensive income or directly in equity and deferred tax arising from a business combination is included in the resulting goodwill or excess of the acquirer's interest in the net fair value of the acquiree's identifiable assets, liabilities and contingent liabilities over the business combination costs.

4.17 CASH AND CASH EQUIVALENTS

Cash and cash equivalents comprise cash in hand, bank balances, demand deposits, bank overdrafts and short-term, highly liquid investments that are readily convertible to known amounts of cash and which are subject to an insignificant risk of changes in value with original maturity periods of three months or less.

4.18 RELATED PARTIES

A party is related to an entity (referred to as the "reporting entity") if:-

- (a) A person or a close member of that person's family is related to a reporting entity if that person:-
 - (i) has control or joint control over the reporting entity;
 - (ii) has significant influence over the reporting entity; or
 - (iii) is a member of the key management personnel of the reporting entity or of a parent of the reporting entity.
- (b) An entity is related to a reporting entity if any of the following conditions applies:-
 - (i) The entity and the reporting entity are members of the same group (which means that each parent, subsidiary and fellow subsidiary is related to the others).
 - (ii) One entity is an associate or joint venture of the other entity (or an associate or joint venture of a member of a group of which the other entity is a member).
 - (iii) Both entities are joint ventures of the same third party.
 - (iv) One entity is a joint venture of a third entity and the other entity is an associate of the third entity.
 - (v) The entity is a post-employment benefit plan for the benefit of employees of either the reporting entity or an entity related to the reporting entity. If the reporting entity is itself such a plan, the sponsoring employers are also related to the reporting entity.
 - (vi) The entity is controlled or jointly controlled by a person identified in (a) above.
 - (vii) A person identified in (a)(i) above has significant influence over the entity or is a member of the key management personnel of the entity (or of a parent of the entity).

Close members of the family of a person are those family members who may be expected to influence, or be influenced by, that person in their dealings with the entity.

NOTES TO THE FINANCIAL STATEMENTS

FOR THE FINANCIAL PERIOD FROM 1 APRIL 2014 TO 30 SEPTEMBER 2015
cont'd

4. SIGNIFICANT ACCOUNTING POLICIES (CONT'D)

4.19 CONTINGENT LIABILITIES

A contingent liability is a possible obligation that arises from past events and whose existence will only be confirmed by the occurrence of one or more uncertain future events not wholly within the control of the Group. It can also be a present obligation arising from past events that is not recognised because it is not probable that an outflow of economic resources will be required or the amount of obligation cannot be measured reliably.

A contingent liability is not recognised but is disclosed in the notes to the financial statements. When a change in the probability of an outflow occurs so that the outflow is probable, it will then be recognised as a provision.

4.20 FAIR VALUE MEASUREMENTS

Fair value is the price that would be received to sell an asset or paid to transfer a liability in an orderly transaction between market participants at the measurement date, regardless of whether that price is directly observable or estimated using a valuation technique. The measurement assumes that the transaction takes place either in the principal market or in the absence of a principal market, in the most advantageous market. For non-financial asset, the fair value measurement takes into account a market's participant's ability to generate economic benefits by using the asset in its highest and best use or by selling it to another market participant that would use the asset in its highest and best use.

For financial reporting purposes, the fair value measurements are analysed into level 1 to level 3 as follows:-

Level 1: Inputs are quoted prices (unadjusted) in active markets for identical assets or liability that the entity can access at the measurement date;

Level 2: Inputs are inputs, other than quoted prices included within level 1, that are observable for the asset or liability, either directly or indirectly; and

Level 3: Inputs are unobservable inputs for the asset or liability.

The transfer of fair value between levels is determined as of the date of the event or change in circumstances that caused the transfer.

4.21 EMPLOYEE BENEFITS

(a) Short-term Benefits

Wages, salaries, paid annual leave and sick leave, bonuses and non-monetary benefits are measured on an undiscounted basis and are recognised in profit or loss in the period in which the associated services are rendered by employees of the Group.

(b) Defined Contribution Plans

The Group's contributions to defined contribution plans are recognised in profit or loss in the period to which they relate. Once the contributions have been paid, the Group has no further liability in respect of the defined contribution plans.

NOTES TO THE FINANCIAL STATEMENTS
FOR THE FINANCIAL PERIOD FROM 1 APRIL 2014 TO 30 SEPTEMBER 2015
cont'd

4. SIGNIFICANT ACCOUNTING POLICIES (CONT'D)

4.21 EMPLOYEE BENEFITS (CONT'D)

(c) Defined Benefit Plans

The Group operates an unfunded final salary defined benefit plan for their employees. The liability in respect of the defined benefit plan is the present value of the future benefits that employees have earned in return for their services rendered in the current and prior periods. The calculation is performed using the projected unit credit method, with actuarial valuations being carried out with sufficient regularity at an interval of not more than three years such that the amounts recognised in the financial statements do not differ materially from the amounts that would be determined at the end of the reporting period. All components of defined benefit costs are recognised in profit or loss in the period in which they are incurred, except for remeasurements of the defined benefit liability which are recognised in other comprehensive income.

4.22 REVENUE AND OTHER INCOME

(a) Sale of Goods

Revenue is measured at fair value of the consideration received or receivable and is recognised upon delivery of goods and customers' acceptance and where applicable, net of returns and trade discounts.

(b) Services

Revenue is recognised upon the rendering of services and when the outcome of the transaction can be estimated reliably. In the event the outcome of the transaction could not be estimated reliably, revenue is recognised to the extent of the expenses incurred that are recoverable.

(c) Property Development

Revenue from property development is recognised from the sale of completed and uncompleted development properties.

Revenue from the sale of completed properties is recognised when the sale is contracted.

Revenue on uncompleted properties contracted for sale is recognised based on the stage of completion method unless the outcome of the development cannot be reliably determined in which case the revenue on the development is only recognised to the extent of development costs incurred that are recoverable.

The stage of completion is determined based on the proportion that the development costs incurred for work performed to date bear to the estimated total development costs.

Foreseeable losses, if any, are provided in full as and when it can be reasonably ascertained that the development will result in a loss.

NOTES TO THE FINANCIAL STATEMENTS

FOR THE FINANCIAL PERIOD FROM 1 APRIL 2014 TO 30 SEPTEMBER 2015
cont'd

4. SIGNIFICANT ACCOUNTING POLICIES (CONT'D)

4.22 REVENUE AND OTHER INCOME (CONT'D)

(d) **Interest Income**

Interest income is recognised on an accrual basis using the effective interest method.

(e) **Dividend Income**

Dividend income from investment is recognised when the right to receive dividend payment is established.

(f) **Rental Income**

Rental income is recognised on an accrual basis.

4.23 NON-CURRENT ASSETS HELD FOR SALE AND DISCONTINUED OPERATIONS

Non current assets (or disposal group comprising assets and liabilities) that are expected to be recovered primarily through sale rather than through continuing use are classified as held for sale. Immediately before classification as held for sale, the non-current assets (or the disposal group) are remeasured in accordance with the Group's accounting policies. Upon classification as held for sale, the non-current assets (the disposal group) are not depreciated and are measured at the lower of their previous carrying amount and fair value less cost to sell. Any differences are recognised in profit or loss.

A discontinued operation is a component of the Group's business that represents a separate major line of business or geographical area of operations that has been disposed of or is held for sale, or is a subsidiary acquired exclusively with a view to resale. Classification as a discontinued operation occurs upon disposal or when the operation meets the criteria to be classified as held for sale, if earlier. When an operation is classified as a discontinued operation, the comparative statement of profit or loss and other comprehensive income is restated as if the operation had been discontinued from the start of the comparative period.

4.24 OPERATING SEGMENTS

An operating segment is a component of the Group that engages in business activities from which it may earn revenues and incur expenses, including revenues and expenses that relate to transactions with any of the Group's other components. An operating segment's operating results are reviewed regularly by the chief operating decision maker to make decisions about resources to be allocated to the segment and assess its performance, and for which discrete financial information is available.

4.25 BORROWING COSTS

Borrowing costs, directly attributable to the acquisition, construction or production of a qualifying asset, are capitalised as part of the cost of those assets, until such time as the assets are ready for their intended use or sale. Capitalisation of borrowing costs is suspended during extended periods in which active development is interrupted.

All other borrowing costs are recognised in profit or loss as expenses in the period in which they incurred.

Investment income earned on the temporary investment of specific borrowing pending their expenditure on qualifying assets is deducted from the borrowing costs eligible for capitalisation.

NOTES TO THE FINANCIAL STATEMENTS
FOR THE FINANCIAL PERIOD FROM 1 APRIL 2014 TO 30 SEPTEMBER 2015
cont'd

5. INVESTMENT IN SUBSIDIARIES

	The Company	
	30.9.2015	31.3.2014
	RM'000	RM'000
Unquoted ordinary shares, at cost:-		
At 1 April 2014/2013	19,124	19,124
Acquisition during the financial period/year (Note 36)	79,123	-
Reclassification to non-current asset held for sale (Note 21)	(53,121)	-
At 30 September 2015/ 31 March 2014	45,126	19,124
Accumulated impairment losses:-		
At 1 April 2014/2013	(18,081)	(18,081)
Addition during the financial period/year	(15,026)	-
Reclassification to non-current asset held for sale (Note 21)	15,026	-
At 30 September 2015/ 31 March 2014	(18,081)	(18,081)
	27,045	1,043
Unquoted preference shares, at cost:-		
At 1 April 2014/2013	25,800	65,800
Addition during the financial period/year	315,880	-
Redemption during the financial period/year	(7,770)	(40,000)
At 30 September 2015/ 31 March 2014	333,910	25,800
Accumulated impairment losses	(3,300)	(3,300)
	330,610	22,500
Total	357,655	23,543

NOTES TO THE FINANCIAL STATEMENTS
FOR THE FINANCIAL PERIOD FROM 1 APRIL 2014 TO 30 SEPTEMBER 2015
cont'd

5. INVESTMENT IN SUBSIDIARIES (CONT'D)

Details of the subsidiaries, which are all incorporated in Malaysia, are as follows:-

Name of Subsidiary	Effective Equity Interest		Principal Activities
	30.9.2015 %	31.3.2014 %	
Maica Wood Industries Sdn. Bhd.	99.78	99.78	Investment holding and property investment.
Sunsuria North Sdn. Bhd. (Formerly known as ("FKA") Consolidated Leasing (M) Sdn. Bhd.) ("SNSB") #1	100	100	Investment holding and property investment.
Sunsuria Residence Sdn. Bhd. (FKA Pinaremas Sdn. Bhd.) #2	100	100	Property development.
Ambang Arena Sdn. Bhd. #2	100	100	Property development.
Havana Symphony Sdn. Bhd.	100	-	Investment holding.
Sunsuria Facility Management Sdn. Bhd. (FKA Makro Lumayan Sdn. Bhd.)	100	-	Service management and investment holding.
Rentak Nusantara Sdn. Bhd.	99.01	-	Property development.
Sunsuria Gateway Sdn. Bhd.	99.99	-	Investment holding.
Concord Property Management Sdn. Bhd. #3	100	-	Investment holding.
Subsidiary of Havana Symphony Sdn. Bhd.			
Sunsuria City Sdn. Bhd. (FKA Sime Darby Sunsuria Development Sdn. Bhd.) ("SCSB")	99.99	-	Property development.
Subsidiary of SCSB			
Library Mall Development Sdn. Bhd. (FKA Arrowstone Acres Sdn. Bhd.) #4	100	-	Investment holding. The company has not commenced its operations.
Subsidiary of Maica Wood Industries Sdn. Bhd.			
Maicador Sdn. Bhd.	100	100	Manufacturer of prefabricated doors and door frames.

NOTES TO THE FINANCIAL STATEMENTS
FOR THE FINANCIAL PERIOD FROM 1 APRIL 2014 TO 30 SEPTEMBER 2015
cont'd

5. INVESTMENT IN SUBSIDIARIES (CONT'D)

Name of Subsidiary	Effective Equity Interest		Principal Activities
	30.9.2015 %	31.3.2014 %	
Subsidiaries of SNSB			
Consolidated Factoring (M) Sdn. Bhd.	91.89	91.89	Dormant.
Sunsuria Times Sdn. Bhd. (FKA Maritime Credits (Malaysia) Sdn. Bhd.)	100	100	Dormant.

Notes:-

- #1 The subsidiary discontinued its financing business in January 2014 (Note 34).
- #2 The subsidiaries commenced its property development business in January 2014.
- #3 The subsidiary is classified as non-current asset held for sale in the financial period 30 September 2015 as disclosed in Note 21 to the financial statements. An impairment loss of RM15,026,000 is recognised in "Administrative and other expenses" line item of the Statements of Profit or Loss and Other Comprehensive Income for the financial period ended 30 September 2015, arising from write-down of the carrying amount to its fair value less costs to sell.
- #4 This subsidiary was audited by other firms of chartered accountants.
- (a) The statutory financial year end of Library Mall Development Sdn. Bhd. (FKA Arrowstone Acres Sdn. Bhd.) is 31 August 2015 and it did not coincide with the Group financial year end. The subsidiary is dormant and has been consolidated based on management account for the 6-month period, from 31 March 2015 (date of incorporation) to 30 September 2015.
- (b) The summarised financial information (before intra-group elimination) of subsidiaries that have non-controlling interests is not presented as the non-controlling interests are not material to the Group.

NOTES TO THE FINANCIAL STATEMENTS
FOR THE FINANCIAL PERIOD FROM 1 APRIL 2014 TO 30 SEPTEMBER 2015
cont'd

6. INVESTMENT IN ASSOCIATES

	The Group		The Company	
	30.9.2015 RM'000	31.3.2014 RM'000	30.9.2015 RM'000	31.3.2014 RM'000
Unquoted shares in Malaysia, at cost				
At 1 April 2014/2013	672	672	672	672
Acquisition during the financial period/year (Note 36)	54,969	-	-	-
Reclassification to non-current asset held for sale (Note 21)	(54,969)	-	-	-
At 30 September 2015/ 31 March 2014	672	672	672	672
Share of post-acquisition profits				
At 1 April 2014/2013	570	570	-	-
For the financial period/year	662	-	-	-
Reclassification to non-current asset held for sale (Note 34)	(658)	-	-	-
At 30 September 2015/ 31 March 2014	574	570	-	-
Accumulated impairment losses				
At 1 April 2014/2013	(576)	(576)	(78)	(78)
Addition during the financial period/year	(15,684)	-	-	-
Reclassification to non-current asset held for sale (Note 21)	15,684	-	-	-
At 30 September 2015/ 31 March 2014	(576)	(576)	(78)	(78)
	670	666	594	594

NOTES TO THE FINANCIAL STATEMENTS
FOR THE FINANCIAL PERIOD FROM 1 APRIL 2014 TO 30 SEPTEMBER 2015
cont'd

6. INVESTMENT IN ASSOCIATES (CONT'D)

The details of the associates are as follows:-

Name of Associate	Country of Incorporation	Effective Equity Interest		Principal Activities
		30.9.2015 %	31.3.2014 %	
Mahakota Sdn. Bhd. ^{#1}	Malaysia	25.4	25.4	Woodworks manufacturer and dealer in timber and wood.
CI Medini Sdn. Bhd. (FKA Sunsuria Medini Sdn. Bhd.) ^{#2}	Malaysia	21.0	-	Property development.

^{#1} The share of results in this associate is based on the unaudited financial statements of the associate as the share of results is not material to the Group.

^{#2} The associate is indirectly held by the Group through direct equity interest by SNSB of 1% and Concord Property Management Sdn. Bhd. of 20%.

The associate was classified as non-current asset held for sale in the financial period 30 September 2015 as disclosed in Note 21 to the financial statements.

(a) The summarised unaudited financial information for the associate is as follows:-

	Mahakota Sdn. Bhd.	
	30.9.2015 RM'000	31.3.2014 RM'000
<u>At 30 September 2015/ 31 March 2014</u>		
Non-current assets	4,441	4,591
Current assets	5,946	5,824
Non-current liabilities	-	-
Current liabilities	(5,512)	(5,524)
Net assets	4,875	4,891

NOTES TO THE FINANCIAL STATEMENTS
FOR THE FINANCIAL PERIOD FROM 1 APRIL 2014 TO 30 SEPTEMBER 2015
cont'd

6. INVESTMENT IN ASSOCIATES (CONT'D)

(a) The summarised unaudited financial information for the associate is as follows (cont'd):-

	Mahakota Sdn. Bhd.	
	30.9.2015	31.3.2014
	RM'000	RM'000
<hr/>		
<u>Financial year ended 30 September 2015/ 31 March 2014</u>		
Revenue	11,796	7,824
Profit for the financial period/year	46	111
Total comprehensive income	46	111
<hr/>		
Group's share of profit for the financial period/year	4	28
Group's share of other comprehensive income	4	28
<hr/>		
<u>Reconciliation of net assets to carrying amount</u>		
Group's share of net assets above	1,238	1,242
Goodwill	-	-
Carrying amount of the Group's interests in this associate	1,238	1,242
<hr/>		

7. OTHER INVESTMENT

	The Group	
	30.9.2015	31.3.2014
	RM'000	RM'000
<hr/>		
Investment in golf club membership	25	25
<hr/>		

Investment in gold club membership of the Group are designated as available-for-sale financial assets but are stated at cost as their fair values cannot be reliably measured using valuation techniques due to the lack of marketability of the investment.

NOTES TO THE FINANCIAL STATEMENTS
FOR THE FINANCIAL PERIOD FROM 1 APRIL 2014 TO 30 SEPTEMBER 2015
cont'd

8. PROPERTY, PLANT AND EQUIPMENT

The Group	At 1.4.2014 RM'000	Acquisition of subsidiaries (Note 36) RM'000	Additions RM'000	Disposals RM'000	Written Off RM'000	Depreciation Charge RM'000	At 30.9.2015 RM'000
Net book value							
Long-term leasehold land	923	-	-	-	-	(24)	899
Buildings	1,171	-	1,703	-	-	(81)	2,793
Plant and machinery	959	-	661	(4)	-	(283)	1,333
Furniture, fittings and equipment	407	14	2,700	-	(3)	(458)	2,660
Motor vehicles	133	-	788	(22)	-	(229)	670
Renovation	-	-	618	-	-	(71)	547
Signboard	-	-	40	-	-	(34)	6
	3,593	14	6,510	(26)	(3)	(1,180)	8,908

The Group	At 1.4.2013 RM'000	Additions RM'000	Depreciation Charge RM'000	At 31.3.2014 RM'000
Net book value				
Long-term leasehold land	939	-	(16)	923
Buildings	1,220	-	(49)	1,171
Plant and machinery	863	498	(402)	959
Furniture, fittings and equipment	108	353	(54)	407
Motor vehicles	247	-	(114)	133
	3,377	851	(635)	3,593

The Group	At Cost RM'000	Accumulated Depreciation RM'000	Accumulated Impairment Losses RM'000	Net Book Value RM'000
30.9.2015				
Long-term leasehold land	1,409	(510)	-	899
Buildings	4,201	(1,408)	-	2,793
Plant and machinery	10,701	(8,333)	(1,035)	1,333
Furniture, fittings and equipment	4,789	(2,129)	-	2,660
Motor vehicles	1,381	(711)	-	670
Spare parts and loose tools	65	(65)	-	-
Renovation	618	(71)	-	547
Signboard	40	(34)	-	6
	23,204	(13,261)	(1,035)	8,908

NOTES TO THE FINANCIAL STATEMENTS
FOR THE FINANCIAL PERIOD FROM 1 APRIL 2014 TO 30 SEPTEMBER 2015
cont'd

8. PROPERTY, PLANT AND EQUIPMENT (CONT'D)

The Group	At Cost RM'000	Accumulated Depreciation RM'000	Accumulated Impairment Losses RM'000	Net Book Value RM'000
31.3.2014				
Long-term leasehold land	1,409	(486)	-	923
Buildings	2,498	(1,327)	-	1,171
Plant and machinery	17,967	(15,607)	(1,401)	959
Furniture, fittings and equipment	3,183	(2,626)	(150)	407
Motor vehicles	1,238	(1,105)	-	133
Spare parts and loose tools	65	(65)	-	-
	26,360	(21,216)	(1,551)	3,593

The Company	At 1.4.2014 RM'000	Additions RM'000	Written Off RM'000	Depreciation Charge RM'000	At 30.9.2015 RM'000
Net book value					
Buildings	178	-	-	(10)	168
Furniture, fittings and equipment	300	2,087	(3)	(314)	2,070
Motor vehicles	15	704	-	(174)	545
Renovation	-	267	-	(30)	237
	493	3,058	(3)	(528)	3,020

	At 1.4.2013 RM'000	Addition RM'000	Written Off RM'000	Depreciation Charge RM'000	At 31.3.2014 RM'000
Net book value					
Buildings	184	-	-	(6)	178
Furniture, fittings and equipment	12	323	-	(35)	300
Motor vehicles	38	-	-	(23)	15
	234	323	-	(64)	493

NOTES TO THE FINANCIAL STATEMENTS
FOR THE FINANCIAL PERIOD FROM 1 APRIL 2014 TO 30 SEPTEMBER 2015
cont'd

8. PROPERTY, PLANT AND EQUIPMENT (CONT'D)

The Company	At Cost RM'000	Accumulated Depreciation RM'000	Net Book Value RM'000
30.9.2015			
Buildings	317	(149)	168
Furniture, fittings and equipment	2,923	(853)	2,070
Motor vehicles	823	(278)	545
Renovation	267	(30)	237
	4,330	(1,310)	3,020
31.3.2014			
Buildings	317	(139)	178
Furniture, fittings and equipment	838	(538)	300
Motor vehicles	119	(104)	15
	1,274	(781)	493

(a) Included in the net book value of the property, plant and equipment of the Group and the Company at the end of the reporting period are motor vehicles with a total net book value of RM539,000 (31.3.2014 - Nil) acquired under hire purchase terms.

(b) The buildings of the Group and of the Company with a total net book value of RM168,000 (2014 - Nil) were pledged to a licensed bank as security for banking facilities granted to the Group and the Company.

9. INVESTMENT PROPERTIES

	Freehold Land RM'000	Short-term Leasehold Land RM'000	Long-term Leasehold Land RM'000	Buildings RM'000	Total RM'000
The Group					
At cost:-					
At 1 April 2013	944	652	1,750	8,570	11,916
Addition during the financial year	-	-	-	-	-
At 31 March 2014/1 April 2014	944	652	1,750	8,570	11,916
Disposals during the financial period	-	-	(1,750)	(767)	(2,517)
Acquisition of subsidiaries (Note 36)	71,515	-	-	-	71,515
Adjustments on land costs [#]	(1,238)	-	-	-	(1,238)
At 30 September 2015	71,221	652	-	7,803	79,676

NOTES TO THE FINANCIAL STATEMENTS
FOR THE FINANCIAL PERIOD FROM 1 APRIL 2014 TO 30 SEPTEMBER 2015
cont'd

9. INVESTMENT PROPERTIES (CONT'D)

	Freehold Land RM'000	Short-term Leasehold Land RM'000	Long-term Leasehold Land RM'000	Buildings RM'000	Total RM'000
Accumulated depreciation:-					
At 1 April 2013	-	338	329	4,342	5,009
Charge for the financial period	-	11	21	171	203
At 31 March 2014/1 April 2014	-	349	350	4,513	5,212
Charge for the financial period	-	16	15	246	277
Disposals during the financial period	-	-	(365)	(226)	(591)
At 30 September 2015	-	365	-	4,533	4,898
Net book value:-					
At 31 March 2014	944	303	1,400	4,057	6,704
At 30 September 2015	71,221	287	-	3,270	74,778

	Freehold Land RM'000	Long-term Leasehold Land RM'000	Buildings RM'000	Total RM'000
The Company				
At cost:-				
At 1 April 2013	594	873	1,402	2,869
Addition during the financial year	-	-	-	-
At 31 March 2014/1 April 2014	594	873	1,402	2,869
Addition during the financial year	-	-	-	-
At 30 September 2015	594	873	1,402	2,869
Accumulated depreciation:-				
At 1 April 2013	-	290	687	977
Charge for the financial period	-	10	28	38
At 31 March 2014/1 April 2014	-	300	715	1,015
Charge for the financial period	-	15	41	56
At 30 September 2015	-	315	756	1,071
Net book value:-				
At 31 March 2014	594	573	687	1,854
At 30 September 2015	594	558	646	1,798

NOTES TO THE FINANCIAL STATEMENTS

FOR THE FINANCIAL PERIOD FROM 1 APRIL 2014 TO 30 SEPTEMBER 2015
cont'd

9. INVESTMENT PROPERTIES (CONT'D)

- # The adjustments were made on land area due to water retention and open area which is in excess of the respective agreed 5% and 10% of each plot area respectively as provided under the respective Sale and Purchase Agreements.

The land area has further been adjusted for land to be designated and surrendered to authority for purpose of school and town park.

The adjusted land areas were in line with the Master Layout Plan dated 14 January 2015 issued by Majlis Perbandaran Sepang which now formed the basis of computation of the final purchase consideration under the respective supplementary agreements dated 20 June 2015.

- (a) The net book value of certain properties have been pledged to a licensed bank as security for banking facilities granted to the Group and the Company as disclosed in Note 27 to the financial statements. Details are as follows:-

	The Group		The Company	
	30.9.2015 RM'000	31.3.2014 RM'000	30.9.2015 RM'000	31.3.2014 RM'000
Freehold land	944	-	594	-
Buildings	722	-	646	-
	1,666	-	1,240	-

- (b) The fair value of investment properties are analysed as follows:-

	The Group		The Company	
	30.9.2015 RM'000	31.3.2014 RM'000	30.9.2015 RM'000	31.3.2014 RM'000
Freehold land	76,717	3,185	4,260	2,085
Short-term leasehold land	4,886	5,000	-	-
Long-term leasehold land	4,600	1,472	4,600	5,800
Buildings	6,194	7,918	2,160	2,955
	92,397	17,575	11,020	10,840

The fair values of investment properties were measured based on appraisals performed by independent professional valuers using the market comparison approach. The appraised values were derived from observable prices per square foot for comparable properties in similar locations (ie. Level 2).

NOTES TO THE FINANCIAL STATEMENTS
FOR THE FINANCIAL PERIOD FROM 1 APRIL 2014 TO 30 SEPTEMBER 2015
cont'd

10. GOODWILL

	The Group	
	30.9.2015 RM'000	31.3.2014 RM'000
At cost:-		
At 1 April 2014/2013	-	-
Acquisition of subsidiaries (Note 36)	6,776	-
At 30 September 2015/ 31 March 2014	6,776	-
Accumulated impairment losses:-		
At 1 April 2014/2013	-	-
Addition during the financial period	(7)	-
At 30 September 2015/ 31 March 2014	(7)	-
Carrying amount	6,769	-

(a) The carrying amount of goodwill allocated to each cash-generating unit is as follows:-

	The Group	
	30.9.2015 RM'000	31.3.2014 RM'000
Property Development		
- Rentak Nusantara Sdn. Bhd.	6,769	-

(b) The Group has assessed the recoverable amount of goodwill allocated and determined that no additional impairment is required. The recoverable amount of the cash-generating units is determined using the value-in-use approach, and this is derived from the present value of the future cash flows from the operating segments computed based on the projections of financial budgets approved by management covering a period of 5 years. The key assumptions used in the determination of the recoverable amount are as follows:-

- (i) Budgeted gross margin : The budgeted gross margin range from 15% to 19%, determined based on historical achieved margins and assumes no significant changes in cost structure or input prices.
- (ii) Growth rate : Based on the expected projection of the sales generated from the Suria Hills project.
- (iii) Discount rate (pre-tax) : The discount rate used is 5.5% per annum, computed based on the weighted average cost of capital of the Company.

NOTES TO THE FINANCIAL STATEMENTS
FOR THE FINANCIAL PERIOD FROM 1 APRIL 2014 TO 30 SEPTEMBER 2015
cont'd

10. GOODWILL (CONT'D)

- (c) Sensitivity to changes in assumptions

The management believes that no reasonably possible changes in any of the above key assumptions would cause the carrying value of the goodwill to be materially higher than its recoverable amount.

- (d) An impairment loss amounting to RM7,000 was recognised in profit or loss for goodwill arose from the acquisition of Library Mall Development Sdn. Bhd. (FKA Arrowstone Acres Sdn. Bhd.).

11. LAND HELD FOR PROPERTY DEVELOPMENT

	The Group	
	30.9.2015 RM'000	31.3.2014 RM'000
Freehold land, at cost:-		
At 1 April 2014/2013	-	-
Acquisition of subsidiaries (Note 36)	517,039	-
Adjustments on land costs [#]	(8,950)	-
At 30 September 2015/ 31 March 2014	508,089	-

[#] Please refer to Note 9 to the financial statements for the explanation on the adjustments on land costs.

12. DEFERRED TAX ASSET/(LIABILITIES)

	The Group	
	30.9.2015 RM'000	31.3.2014 RM'000
At 1 April 2014/2013	(6)	(6)
Recognised in profit or loss (Note 33)	261	-
Acquisition of subsidiaries (Note 36)	(102,240)	-
At 30 September 2015/ 31 March 2014	(101,985)	(6)
Presented as follows:-		
Deferred tax asset	261	-
Deferred tax liabilities	(102,246)	(6)
	(101,985)	(6)

NOTES TO THE FINANCIAL STATEMENTS
FOR THE FINANCIAL PERIOD FROM 1 APRIL 2014 TO 30 SEPTEMBER 2015
cont'd

12. DEFERRED TAX ASSET/(LIABILITIES) (CONT'D)

The deferred tax asset and liabilities are attributable to the following items:-

	The Group	
	30.9.2015	31.3.2014
	RM'000	RM'000
Deferred tax asset:-		
Temporary difference on property development costs	261	-
Deferred tax liabilities:-		
Accelerated of capital allowance over depreciation of:		
- property, plant and equipment	(4)	(4)
- investment properties	(2)	(2)
Fair value of the identifiable assets acquired as part of the acquisition of Sunsuria Gateway Sdn. Bhd.	(102,240)	-
	(102,246)	(6)
	(101,985)	(6)

No deferred tax assets are recognised in the statements of financial position on the following items:-

	The Group		The Company	
	30.9.2015	31.3.2014	30.9.2015	31.3.2014
	RM'000	RM'000	RM'000	RM'000
Deductible temporary differences of:				
- defined benefit obligation	1,298	1,104	87	68
- inventories	84	59	-	-
- provision for costs	-	88	-	-
- allowance for impairment loss	-	2,490	-	-
Unabsorbed capital allowances	15,108	15,434	553	553
Unutilised tax losses	44,351	41,315	245	245
Accelerated capital allowances over depreciation	(2,759)	(2,147)	(823)	(82)
	58,082	58,343	62	784

NOTES TO THE FINANCIAL STATEMENTS
FOR THE FINANCIAL PERIOD FROM 1 APRIL 2014 TO 30 SEPTEMBER 2015
cont'd

13. INVENTORIES

	The Group	
	30.9.2015 RM'000	31.3.2014 RM'000
At cost:-		
Raw materials	2,699	2,128
Work-in-progress	1,654	1,427
Finished goods	388	171
Consumables	189	203
Goods-in-transit	-	356
	4,930	4,285
Recognised in profit or loss:-		
Inventories recognised as cost of sales	13,565	8,417
Inventories written down	25	47

None of inventories is carried at net realisable value.

14. PROPERTY DEVELOPMENT COSTS

	The Group	
	30.9.2015 RM'000	31.3.2014 RM'000
At 1 April 2014/2013		
- land	56,000	-
- development costs	6,304	-
	62,304	-
Acquisition of subsidiaries (Note 36):		
- land	179,642	-
- development costs	12,962	-
	192,604	-
Cost incurred during the financial year:		
- land	-	56,000
- development costs	51,845	6,303
	51,845	62,303
Adjustments on land costs: †		
- land	(2,168)	-
- development costs	-	-
	(2,168)	-

NOTES TO THE FINANCIAL STATEMENTS
FOR THE FINANCIAL PERIOD FROM 1 APRIL 2014 TO 30 SEPTEMBER 2015
cont'd

14. PROPERTY DEVELOPMENT COSTS (CONT'D)

	The Group	
	30.9.2015 RM'000	31.3.2014 RM'000
At 30 September 2015/ 31 March 2014		
- land	233,474	56,000
- development costs	71,111	6,304
	304,585	62,304
Costs recognised in profit or loss:-		
Cumulative costs recognised at 1 April 2014/2013	(13,497)	-
Costs recognised during the financial period/year	(67,965)	(13,497)
Cumulative costs recognised at 30 September 2015/ 31 March 2014	(81,462)	(13,497)
Property development costs at 30 September 2015/ 31 March 2014	223,123	48,807

The details for the adjustments on land costs are disclosed in Note 9 to the financial statements.

	The Group	
	30.9.2015 RM'000	31.3.2014 RM'000
Cumulative revenue recognised in profit or loss	156,438	18,394
Less: Cumulative billings to purchasers	(123,953)	(28,085)
Accrued billings/(Progress billings)	32,485	(9,691)
The net accrued billings/(progress billings) are represented by:-		
Accrued billings	50,076	-
Progress billings	(17,591)	(9,691)
	32,485	(9,691)

- (a) The land under development of the Group with a carrying amount of RM38,840,000 (31.3.2014 - Nil) has been pledged to a licensed bank for banking facilities granted to the Group as disclosed in Note 27 to the financial statements.
- (b) Included in development expenditure is interest expense capitalised during the financial period amounting to RM284,000 (31.3.2014 - Nil).
- (c) The title deeds pertaining to certain freehold land of the Group amounted to RM31,000,000 registered in the name of its related party and these title deeds will be transferred directly to the purchasers upon handover of the completed units.

NOTES TO THE FINANCIAL STATEMENTS
FOR THE FINANCIAL PERIOD FROM 1 APRIL 2014 TO 30 SEPTEMBER 2015
cont'd

15. TRADE RECEIVABLES

	The Group	
	30.9.2015	31.3.2014
	RM'000	RM'000
Trade receivables	13,616	7,732
Allowance for impairment losses	(9)	(147)
	13,607	7,585
Allowance for impairment losses:-		
At 1 April 2014/2013	(147)	(212)
Written off during the financial period/year	138	65
At 30 September 2015/ 31 March 2014	(9)	(147)

The Group's normal trade credit terms range from 14 to 90 (31.3.2014 - 14 to 90) days.

16. OTHER RECEIVABLES, DEPOSITS AND PREPAYMENTS

	The Group		The Company	
	30.9.2015	31.3.2014	30.9.2015	31.3.2014
	RM'000	RM'000	RM'000	RM'000
Other receivables	674	47	152	13
Deposits	627	231	312	39
Prepayments	437	108	112	2
	1,738	386	576	54

17. AMOUNTS OWING BY/(TO) SUBSIDIARIES

	The Company	
	30.9.2015	31.3.2014
	RM'000	RM'000
Amount owing by:		
- Trade	3,901	-
- Non-trade	170,149	43,402
	174,050	43,402
Amount owing to:		
- Non-trade	(45,462)	(410)

The trade and non-trade balances are unsecured, interest-free and repayable on demand. The amounts owing are to be settled by cash.

NOTES TO THE FINANCIAL STATEMENTS
FOR THE FINANCIAL PERIOD FROM 1 APRIL 2014 TO 30 SEPTEMBER 2015
cont'd

18. AMOUNTS OWING BY/(TO) RELATED PARTIES

	The Group		The Company	
	30.9.2015 RM'000	31.3.2014 RM'000	30.9.2015 RM'000	31.3.2014 RM'000
Amount owing by:				
- Trade	2,424	-	2,424	-
- Non-trade	714	-	714	-
	3,138	-	3,138	-
Amount owing to:				
- Trade	(881)	-	(50)	-
- Non-trade	(2,687)	(103)	-	(103)
	(3,568)	(103)	(50)	(103)

The trade balances are unsecured, interest-free and repayable on demand. The amounts owing are to be settled in cash.

The non-trade balance represents shareholders advances from the Company to CI Medini Sdn. Bhd. (FKA Sunsuria Medini Sdn. Bhd.), an associate of the Group. The amount owing at the end of the reporting period bore interest of 5.87% (31.3.2014 - Nil) per annum. The amount owing is unsecured and repayable on demand. The amount owing is to be settled in cash.

Included in amount owing to related parties (trade balance) is a retention sum amounting to RM831,000 which is unsecured, interest-free and is expected to be paid upon expiry of the defect liability period in the financial year ending 30 September 2016.

Related parties refer to companies substantially owned by a director of the Company.

19. FIXED DEPOSITS WITH LICENSED BANKS

The fixed deposits with licensed banks of the Group and of the Company at the end of the reporting period bore effective interest rates ranging from 2.9% to 3.15% (31.3.2014 - 2.5% to 3.30%) per annum. The fixed deposits have maturity periods ranging from 1 to 12 months (31.3.2014 - 1 to 12 months).

NOTES TO THE FINANCIAL STATEMENTS
FOR THE FINANCIAL PERIOD FROM 1 APRIL 2014 TO 30 SEPTEMBER 2015
cont'd

19. FIXED DEPOSITS WITH LICENSED BANKS (CONT'D)

Fixed deposits pledged with licensed banks are as follows:-

	The Group		The Company	
	30.9.2015	31.3.2014	30.9.2015	31.3.2014
	RM'000	RM'000	RM'000	RM'000
Fixed deposits pledged with licensed banks	11,128	-	10,596	-

Fixed deposits amounting to RM10,596,000 were pledged to licensed banks as security for revolving credit facilities granted to the Company and an amount of RM532,000 is in relation to the term loan facility granted to a subsidiary as disclosed in Note 27 to the financial statements.

20. CASH AND BANK BALANCES

Included in the cash and bank balances of the Group is an amount of RM1,318,000 (31.3.2014 – Nil) maintained under the Housing Development Accounts pursuant to Section 7A of the Housing Development (Control and Licensing) Act 1966 which is restricted from use in other operations.

21. DISPOSAL GROUP/NON-CURRENT ASSET HELD FOR SALE

Concord Property Management Sdn. Bhd. ("Concord") and its associate CI Medini Sdn. Bhd. (FKA Sunsuria Medini Sdn. Bhd.) ("CIMS"), which were part of the investment holding and others segment are presented as disposal group held for sale following the event mentioned below.

Pursuant to the Shareholders Agreement dated 21 November 2014 and Deed of Accession dated 12 June 2015 between the shareholders of CIMS, the Company is entitled to a Put Option to require the other shareholder of CIMS, Creed Investments Pte Ltd to purchase all ordinary shares of RM1.00 each in CIMS, currently held by the Group (indirect interest through its wholly-owned subsidiaries, Concord and SNSB with total shareholdings of 21% in CIMS) at a purchase price of RM147.94 per CIMS Share ("the Put Option").

In view that the current market condition is uncertain, the Company's Board of Directors had on 17 September 2015 agreed to execute the Put Option which is effective from the period 1 April 2016 to 30 September 2016.

At the end of the current reporting period, the assets and liabilities of Concord and CIMS have been presented in the consolidated statements of financial position as "Assets of disposal group held for sale" and "Liabilities of disposal group held for sale". Accordingly, the Company's investment in Concord has also been presented as "Non-current asset held for sale" in the Company's statement of financial position.

The disposal is expected to be completed not later than 15 September 2016.

NOTES TO THE FINANCIAL STATEMENTS
FOR THE FINANCIAL PERIOD FROM 1 APRIL 2014 TO 30 SEPTEMBER 2015
cont'd

21. DISPOSAL GROUP/NON-CURRENT ASSET HELD FOR SALE (CONT'D)

The assets and liabilities of the disposal group, measured at the lower of their carrying amounts and fair values less costs to sell, are as follows:-

	The Group 30.9.2015 RM'000	The Company 30.9.2015 RM'000
Assets		
Investment in a subsidiary	-	38,095
Investment in an associate	39,943	-
Amount owing by an associate	14,633	-
Cash in hand	*	-
Assets of disposal group/Non-current asset held for sale	54,576	38,095
Liabilities		
Other payables and accruals	33	-
Provision for taxation	166	-
Liabilities of disposal group held for sale	199	-

Note:-

* - Represents RM2

As the estimated fair value less costs to sell is lower than the carrying amount of the disposal group, the Group and the Company recognised an impairment loss on the re-measurement to fair value less costs to sell of RM15,684,000 and RM15,026,000 (31.3.2014 - Nil) as disclosed in Notes 5 and 6 to the financial statements.

The impairment loss is recognised in "Administrative and other expenses" line item of the Statements of Profit or Loss and Other Comprehensive Income for the financial period ended 30 September 2015.

NOTES TO THE FINANCIAL STATEMENTS
FOR THE FINANCIAL PERIOD FROM 1 APRIL 2014 TO 30 SEPTEMBER 2015
cont'd

22. SHARE CAPITAL

The movements in the authorised and paid-up share capital of the Company are as follows:-

	The Company			
	30.9.2015 Number'000	31.3.2014	30.9.2015 RM'000	31.3.2014 RM'000
Ordinary shares of RM0.50 each:-				
Authorised				
At 1 April 2014/2013	200,000	200,000	100,000	100,000
Creation of shares	1,300,000	-	650,000	-
At 30 September 2015/ 31 March 2014	1,500,000	200,000	750,000	100,000
Issued And Fully Paid-up				
At 1 April 2014/2013	158,361	130,361	79,180	65,180
Issuance of shares pursuant to:				
- reinvestment shares for acquisition of a subsidiary (Note 36)	102,040	-	51,020	-
- rights issue with free warrants	475,086	-	237,543	-
- acquisition of development land and development project	-	28,000	-	14,000
	577,126	28,000	288,563	14,000
At 30 September 2015/ 31 March 2014	735,487	158,361	367,743	79,180

During the financial period:-

- (a) the Company increased its authorised share capital from RM100,000,000 to RM750,000,000 by the creation of 1,300,000,000 new ordinary shares of RM0.50 each;
- (b) the Company increased its issued and paid-up share capital from RM79,180,736 to RM367,743,352 by:-
 - (i) the issuance of 102,040,816 new ordinary shares of RM0.50 each at an issue price of RM0.98 per share for the purpose of acquisition of a subsidiary as disclosed in Note 36 to the financial statements; and
 - (ii) the issuance of a renounceable rights issue of 475,084,416 new ordinary shares of RM0.50 each ("Rights Shares") at an issue price of RM0.80 per Rights Share on the basis of 3 Rights Shares for every 1 existing ordinary share held together with 158,361,472 new free detachable warrants ("Warrants") on the basis of 1 free Warrant for every 3 Rights Shares subscribed for ("Rights Issue").

The new ordinary shares issued rank *pari passu* in all respects with the existing shares of the Company; and

- (c) The holders of ordinary shares (except treasury shares) are entitled to receive dividends as and when declared by the Company, and are entitled to one vote per share at meetings of the Company.

NOTES TO THE FINANCIAL STATEMENTS
FOR THE FINANCIAL PERIOD FROM 1 APRIL 2014 TO 30 SEPTEMBER 2015
cont'd

23. RESERVES

	Note	The Group		The Company	
		30.9.2015 RM'000	31.3.2014 RM'000	30.9.2015 RM'000	31.3.2014 RM'000
Share premium	23.1	154,769	13,296	154,769	13,296
Warrant reserve	23.2	48,300	-	48,300	-
Capital reserve	23.3	815	815	1,800	1,800
Capital redemption reserve	23.4	168	-	-	-
Retained profits/ (Accumulated losses)		9,898	(5,037)	(9,586)	(9,572)
		213,950	9,074	195,283	5,524

23.1 SHARE PREMIUM

The movements in the share premium of the Group and the Company are as follows:-

	The Group/The Company	
	30.9.2015 RM'000	31.3.2014 RM'000
At 1 April 2014/2013	13,296	13,296
Issuance of ordinary shares pursuant to:		
- reinvestment shares for acquisition of a subsidiary	48,980	-
- rights issue with free warrants	94,225	-
Share issuance expenses	(1,732)	-
At 30 September 2015/ 31 March 2014	154,769	13,296

The share premium is not distributable by way of dividends and may be utilised in the manner set out in Section 60(3) of the Companies Act 1965.

23.2 WARRANT RESERVE

	The Group/The Company	
	30.9.2015 RM'000	31.3.2014 RM'000
At 1 April 2014/2013	-	-
Created during the financial period	48,300	-
At 30 September 2015/31 March 2014	48,300	-

The warrant reserve arose from the allocation of the proceeds received from the renounceable rights issue of 475,084,416 new ordinary shares of RM0.50 each together with 158,361,472 free detachable warrants during the financial period.

NOTES TO THE FINANCIAL STATEMENTS

FOR THE FINANCIAL PERIOD FROM 1 APRIL 2014 TO 30 SEPTEMBER 2015
cont'd

23. RESERVES (CONT'D)

23.2 WARRANT RESERVE (CONT'D)

The reserve is determined by reference to the fair value of the warrants of RM0.305 each amounting to RM48,300,000 immediately upon the listing and quotation of the rights issue on the Main Market of Bursa Malaysia Securities Berhad on 27 July 2015.

Each warrant entitles the holder to subscribe for 1 new ordinary share of RM1.00 each in the Company at the exercise price of RM1.50. The warrants are exercisable over a period of 5 years and will be expiring on 22 July 2020. None of the warrants in issue was exercised during the financial period.

23.3 CAPITAL RESERVE

Capital reserves arose from the profit on disposal of investment in a subsidiary.

23.4 CAPITAL REDEMPTION RESERVE

	The Group	
	30.9.2015 RM'000	31.3.2014 RM'000
At 1 April 2014/2013	-	-
Redemption of redeemable preference shares	168	-
At 30 September 2015/ 31 March 2014	168	-

The capital redemption reserve arose from the redemption of preference shares out of profits which would otherwise have been available for dividend. A sum equal to the nominal amount of the shares redeemed was transferred to the capital redemption reserve in accordance with the requirement of Section 61 of the Companies Act 1965.

The transfer to capital redemption reserve was made out of the retained profits.

24. DEFINED BENEFIT OBLIGATION

	The Group		The Company	
	30.9.2015 RM'000	31.3.2014 RM'000	30.9.2015 RM'000	31.3.2014 RM'000
At 1 April 2014/2013	1,104	1,338	68	212
Defined benefits costs	198	(166)	19	(144)
Payments	(5)	(68)	-	-
At 30 September 2015/ 31 March 2014	1,297	1,104	87	68
Being present value of defined obligation disclosed as non-current liabilities	1,297	1,104	87	68

NOTES TO THE FINANCIAL STATEMENTS
FOR THE FINANCIAL PERIOD FROM 1 APRIL 2014 TO 30 SEPTEMBER 2015
cont'd

24. DEFINED BENEFIT OBLIGATION (CONT'D)

The components of defined benefit costs are as follows:-

	The Group		The Company	
	30.9.2015 RM'000	31.3.2014 RM'000	30.9.2015 RM'000	31.3.2014 RM'000
<i>Recognised in profit or loss</i>				
Current service cost	104	65	13	9
Past service cost	-	(135)	-	(1)
Interest expense	94	69	6	11
	198	(1)	19	19
<i>Recognised in other comprehensive income</i>				
Remeasurements arising from experience adjustments	-	(165)	-	(163)
At 30 September 2015/ 31 March 2014	198	(166)	19	(144)

The principal actuarial assumptions used to determine the present value of the defined benefit obligation are as follows:-

	The Group		The Company	
	30.9.2015 %	31.3.2014 %	30.9.2015 %	31.3.2014 %
Discount rate	5.50	5.50	5.50	5.50
Future salary growth	5.00	5.00	5.00	5.00

The following table demonstrates the sensitivity of the defined benefit obligation to changes in each principal actuarial assumption that was reasonably possible at the end of the reporting period, with all other variables held constant:-

	The Group		The Company	
	30.9.2015 RM'000	31.3.2014 RM'000	30.9.2015 RM'000	31.3.2014 RM'000
Discount rate:				
- increase by 1%	(105)	(106)	(9)	(8)
- decrease by 1%	119	121	10	9
Future salary growth:				
- increase by 1%	61	50	12	10
- decrease by 1%	(55)	(46)	(10)	(9)

As at 30 September 2015, the weighted average duration of the defined benefit obligation was 10.8 years (31.3.2014 - 10.8 years).

NOTES TO THE FINANCIAL STATEMENTS
FOR THE FINANCIAL PERIOD FROM 1 APRIL 2014 TO 30 SEPTEMBER 2015
cont'd

25. LONG-TERM BORROWINGS

	The Group		The Company	
	30.9.2015	31.3.2014	30.9.2015	31.3.2014
	RM'000	RM'000	RM'000	RM'000
Hire purchase payables (Note 26)	375	-	375	-
Term loan (Note 27)	28,500	-	-	-
	28,875	-	375	-

26. HIRE PURCHASE PAYABLES

	The Group/The Company	
	30.9.2015	31.3.2014
	RM'000	RM'000
Minimum hire purchase payments:		
- not later than one year	135	-
- later than one year and not later than five years	403	-
	538	-
Less: Future finance charges	(49)	-
Present value of hire purchase payables	489	-
<u>Current (Note 30):</u>		
Not later than one year	114	-
<u>Non-current (Note 25):</u>		
Later than one year and not later than five years	375	-
	489	-

The hire purchase payables of the Group and of the Company bore effective interest rates ranging from 4.64% to 4.81% (31.3.2014 - Nil) per annum at the end of reporting period.

NOTES TO THE FINANCIAL STATEMENTS
FOR THE FINANCIAL PERIOD FROM 1 APRIL 2014 TO 30 SEPTEMBER 2015
cont'd

27. TERM LOAN

	The Group	
	30.9.2015 RM'000	31.3.2014 RM'000
<u>Current (Note 30):</u>		
Not later than one year	2,500	-
<u>Non-current (Note 25):</u>		
Later than one year and not later than two years	9,000	-
Later than two years and not later than five years	19,500	-
	28,500	-
	31,000	-

- (a) The term loan bore an effective interest rate of 5.15% (31.3.2014 - Nil) per annum at the end of the reporting period and is secured by:-
- (i) a facility agreement;
 - (ii) a legal charge over 33 plots of bungalow land located at Jalan Setia Perdana U13/28C, Bandar Setia Alam, Seksyen U13, Shah Alam, Selangor under Mukim Bukit Raja, Daerah Petaling, Selangor of a subsidiary as disclosed in Note 14 to the financial statements ("Property A");
 - (iii) pledged of fixed deposits amounting to RM532,000 as disclosed in Note 19 to the financial statements;
 - (iv) a joint and several guarantee from a director of the Company and a related party for RM32,845,000 together with interest; and
 - (v) a specific debenture with a fixed and floating charge over Property A for all monies owing or payable.

NOTES TO THE FINANCIAL STATEMENTS
FOR THE FINANCIAL PERIOD FROM 1 APRIL 2014 TO 30 SEPTEMBER 2015
cont'd

27. TERM LOAN (CONT'D)

- (b) The term loan is repayable over a period of 5 years and the repayment term of the term loan is by redemption of individual units or via a reduction schedule, whichever is earlier. Below are the reduction schedule:-

Reduction date	Amount RM'000
30.06.2016	1,000
30.09.2016	1,500
31.12.2016	1,500
31.03.2017	2,000
30.06.2017	2,500
30.09.2017	3,000
31.12.2017	3,500
31.03.2018	3,500
30.06.2018	3,500
30.09.2018	4,000
31.12.2018	5,000
	31,000

- (c) The significant covenants of the term loan are as follows:-
- (i) the subsidiary shall maintain a minimum security cover as outlined in letter of offer;
 - (ii) the subsidiary shall maintain a Debt Service Reserve Account for the purpose of maintaining a debt service amount. The minimum balance to be maintained shall be RM500,000 for the entire tenure of the term loan.

The Group has complied with all the requirements of the covenants as at 30 September 2015.

28. TRADE PAYABLES

	The Group	
	30.9.2015 RM'000	31.3.2014 RM'000
Trade payables	8,474	3,529
Retention sum payables	2,826	549
	11,300	4,078

The normal trade credit terms granted to the Group range from 14 to 90 days (31.3.2014 - 14 to 90 days).

The retention sums are unsecured, interest-free and are expected to be paid upon expiry of the defect liability period, ranging from the financial years ending 2016 to 2019.

NOTES TO THE FINANCIAL STATEMENTS

FOR THE FINANCIAL PERIOD FROM 1 APRIL 2014 TO 30 SEPTEMBER 2015
cont'd

29. OTHER PAYABLES, DEPOSITS RECEIVED AND ACCRUALS

	The Group		The Company	
	30.9.2015 RM'000	31.3.2014 RM'000	30.9.2015 RM'000	31.3.2014 RM'000
Other payables	20,911	673	205	69
Deposits received	1,033	146	3	-
Accruals	259,181	779	2,575	361
Advances received from the purchasers	6,887	-	-	-
	288,012	1,598	2,783	430

Included in accruals is an amount of RM246,676,000 (31.3.2014 - Nil) in respect of accrued remaining purchase consideration for the purchase of nine (9) parcels of development land totalling 331.27 acres from Sime Darby Serenia Development Sdn. Bhd. (FKA Sime Darby Ampar Tenang Development Sdn. Bhd.).

The accrued amount has been set-off against the adjustments on land costs of RM1,238,000, RM8,950,000 and RM2,168,000 as disclosed in Notes 9, 11 and 14 to the financial statements.

30. SHORT-TERM BORROWINGS

	The Group		The Company	
	30.9.2015 RM'000	31.3.2014 RM'000	30.9.2015 RM'000	31.3.2014 RM'000
Hire purchase payables (Note 26)	114	-	114	-
Term loan (Note 27)	2,500	-	-	-
	2,614	-	114	-

31. REVENUE

	The Group		The Company	
	1.4.2014 to 30.9.2015 RM'000	1.4.2013 to 31.3.2014 RM'000	1.4.2014 to 30.9.2015 RM'000	1.4.2013 to 31.3.2014 RM'000
	Continuing operations:-			
Sale of goods	25,316	16,382	-	-
Services rendered	17	-	-	712
Property development activities	95,158	18,394	-	-
Management fee	13,921	-	18,747	-
Dividend income	-	-	20,961	1,200
Interest income	-	66	-	66
Rental income	1,067	620	227	152
	135,479	35,462	39,935	2,130

NOTES TO THE FINANCIAL STATEMENTS
FOR THE FINANCIAL PERIOD FROM 1 APRIL 2014 TO 30 SEPTEMBER 2015
cont'd

31. REVENUE (CONT'D)

	The Group		The Company	
	1.4.2014 to 30.9.2015 RM'000	1.4.2013 to 31.3.2014 RM'000	1.4.2014 to 30.9.2015 RM'000	1.4.2013 to 31.3.2014 RM'000
Discontinued operations (Note 34):-				
Interest income	-	2,582	-	-
Rental income	-	36	-	-
	-	2,618	-	-
	135,479	38,080	39,935	2,130

32. PROFIT/(LOSS) BEFORE TAXATION FROM CONTINUING OPERATIONS

	The Group		The Company	
	1.4.2014 to 30.9.2015 RM'000	1.4.2013 to 31.3.2014 RM'000	1.4.2014 to 30.9.2015 RM'000	1.4.2013 to 31.3.2014 RM'000
Profit/(Loss) before taxation from continuing operations is arrived at after charging/(crediting):-				
Auditors' remuneration				
- for the financial period/year	153	82	51	38
- underprovision in the previous year	34	-	-	-
Bad debts written off	2	-	-	-
Depreciation of:				
- property, plant and equipment	1,180	569	528	64
- investment properties	277	198	56	38
Direct operating expenses on investment properties	78	479	24	48
Directors' fee	265	37	265	37
Directors' non-fee emoluments	5,681	609	5,681	609
Preliminary expenses	5	-	-	-
Impairment loss on:				
- net assets of disposal group held for sale	15,684	-	-	-
- goodwill	7	-	-	-
- investment in a subsidiary	-	-	15,026	-
Interest expense on:				
- revolving credit	352	-	352	-
- hire purchase	26	-	26	-
Inventories written down	25	47	-	-
Property, plant and equipment written off	3	-	3	-

NOTES TO THE FINANCIAL STATEMENTS
FOR THE FINANCIAL PERIOD FROM 1 APRIL 2014 TO 30 SEPTEMBER 2015
cont'd

32. PROFIT/(LOSS) BEFORE TAXATION FROM CONTINUING OPERATIONS (CONT'D)

	The Group		The Company	
	1.4.2014 to 30.9.2015 RM'000	1.4.2013 to 31.3.2014 RM'000	1.4.2014 to 30.9.2015 RM'000	1.4.2013 to 31.3.2014 RM'000
Rental expense:				
- motor vehicles	369	20	369	20
- premises	2,192	83	1,491	83
- office equipment	19	-	8	-
- show room	85	-	-	-
Staff costs:				
- salaries, overtime, bonus, allowances and other benefits	17,136	6,284	6,858	2,001
- defined contribution plan	1,572	518	601	185
- defined benefit plan	198	(1)	19	19
Accretion of trade payables	(450)	-	-	-
Bad debts recovered	(88)	-	-	-
Dividend income from investments in subsidiaries	-	-	(20,961)	(1,200)
Gain on bargain purchase	(22,007)	-	-	-
Gain on disposal of:				
- property, plant and equipment	(115)	-	-	-
- investment properties	(454)	-	-	-
Interest income:				
- cash and cash equivalents	(1,325)	(249)	(1,152)	(66)
- others	(14)	-	-	-
- amount owing by an associate	(13)	-	(13)	-
Realised gain on foreign exchange	(5)	(10)	-	-
Rental income	(1,452)	(656)	(226)	(152)
Share of results in associates	(4)	(28)	-	-

The estimated monetary value of benefits-in-kind received by the directors other than in cash from the Group and the Company amounted to RM49,000 (31.3.2014 - Nil).

NOTES TO THE FINANCIAL STATEMENTS
FOR THE FINANCIAL PERIOD FROM 1 APRIL 2014 TO 30 SEPTEMBER 2015
cont'd

33. INCOME TAX EXPENSE

	The Group		The Company	
	1.4.2014 to 30.9.2015 RM'000	1.4.2013 to 31.3.2014 RM'000	1.4.2014 to 30.9.2015 RM'000	1.4.2013 to 31.3.2014 RM'000
Continuing operations:				
Current tax:				
- for the financial period/year	5,306	723	374	-
- overprovision in the previous financial year	(38)	-	-	-
	5,268	723	374	-
Deferred tax (Note 12):				
- relating to originating and recognition of temporary differences	(261)	-	-	-
Real property gains tax	28	-	-	-
Total income tax expense attributable to continuing operations	5,035	723	374	-
Discontinued operations (Note 34):				
Current tax:				
- for the financial period/year	166	590	-	-
- overprovision in the previous financial year	-	(20)	-	-
Total income tax expense attributable to discontinued operations	166	570	-	-
Total	5,201	1,293	374	-

NOTES TO THE FINANCIAL STATEMENTS

FOR THE FINANCIAL PERIOD FROM 1 APRIL 2014 TO 30 SEPTEMBER 2015
cont'd

33. INCOME TAX EXPENSE (CONT'D)

A reconciliation of income tax expense applicable to the profit/(loss) before taxation at the statutory tax rate to income tax expense at the effective tax rate of the Group and of the Company is as follows:-

	The Group		The Company	
	1.4.2014 to 30.9.2015 RM'000	1.4.2013 to 31.3.2014 RM'000	1.4.2014 to 30.9.2015 RM'000	1.4.2013 to 31.3.2014 RM'000
Profit/(Loss) before taxation:				
- continuing operations	19,018	2,500	360	(1,236)
- discontinued operations	1,311	2,360	-	-
	20,329	4,860	360	(1,236)
Tax at the statutory tax rate of 25% (2014 - 25%)	5,082	1,215	90	(309)
Tax effects of:-				
Non-taxable income	(5,813)	-	(5,240)	(300)
Non-deductible expenses	6,049	690	5,705	591
Share of results in associates	(1)	(7)	-	-
Deferred tax assets not recognised during the financial period/year	1,407	18	-	18
Utilisation of deferred tax assets previously not recognised	(1,473)	(603)	(181)	-
Utilisation of industrial building allowances	(40)	-	-	-
Real property gains tax	28	-	-	-
Overprovision of current tax in the previous financial year	(38)	(20)	-	-
Income tax expense for the financial period/year	5,201	1,293	374	-

The statutory tax rate will be reduced to 24% from the current financial year's rate of 25%, effective year of assessment 2016.

NOTES TO THE FINANCIAL STATEMENTS
FOR THE FINANCIAL PERIOD FROM 1 APRIL 2014 TO 30 SEPTEMBER 2015
cont'd

33. INCOME TAX EXPENSE (CONT'D)

Tax savings during the financial period/year arising from:-

	The Group		The Company	
	1.4.2014 to 30.9.2015 RM'000	1.4.2013 to 31.3.2014 RM'000	1.4.2014 to 30.9.2015 RM'000	1.4.2013 to 31.3.2014 RM'000
Utilisation of industrial building allowances - current year	175	58	-	-
Utilisation of tax losses - previously not recognised	263	-	-	-

34. PROFIT AFTER TAXATION FROM DISCONTINUED OPERATIONS

At 30 September 2015

As disclosed in Note 21 to the financial statements, the Group is agreeable to execute the Put Option to sell all ordinary shares of RM1.00 each currently held by the Group in CIMSB to Creed Investments Pte Ltd, which is effective from period 1 April 2016 to 30 September 2016. The disposal is expected to be completed not later than 15 September 2016.

At 31 March 2014

A subsidiary, SNSB, was previously engaged in the business of leasing and hire purchase financing. In order to streamline the Group's operations, the directors decided to discontinue the subsidiary's financing business in January 2014.

An analysis of the results of the discontinued operations is as follows:-

	The Group	
	1.4.2014 to 30.9.2015 RM'000	1.4.2013 to 31.3.2014 RM'000
Revenue	-	2,618
Other income	658	1
Administrative expenses	(5)	(259)
Share of result in an associate, net of tax	658	-
Profit before taxation	1,311	2,360
Income tax expense	(166)	(570)
Profit after taxation from discontinued operations	1,145	1,790

NOTES TO THE FINANCIAL STATEMENTS
FOR THE FINANCIAL PERIOD FROM 1 APRIL 2014 TO 30 SEPTEMBER 2015
cont'd

34. PROFIT AFTER TAXATION FROM DISCONTINUED OPERATIONS (CONT'D)

(a) Included in profit before taxation from discontinued operations are the following:-

	The Group	
	1.4.2014 to 30.9.2015 RM'000	1.4.2013 to 31.3.2014 RM'000
Audit fee	2	11
Depreciation of:		
- property, plant and equipment	-	66
- investment properties	-	5
Direct operating expenses on investment properties	-	4
Directors' non-fee emoluments	-	16
Bad debts recovered	-	(1)
Rental income from investment properties	-	(36)
Interest income:		
- hire purchase financing	-	(2,146)
- cash and cash equivalents	-	(436)
- amount owing by an associate	(658)	-

(b) The cash flows attributable to the discontinued operations are as follows:-

	The Group	
	1.4.2014 to 30.9.2015 RM'000	1.4.2013 to 31.3.2014 RM'000
Net cash from operating activities	-	32,051
Net cash from investing activities	-	436
Net cash for financing activities	-	(44,012)
Net cash for discontinued operations	-	(11,525)

NOTES TO THE FINANCIAL STATEMENTS
FOR THE FINANCIAL PERIOD FROM 1 APRIL 2014 TO 30 SEPTEMBER 2015
cont'd

35. EARNINGS PER ORDINARY SHARE

(a) Basic earnings per ordinary share

	The Group	
	1.4.2014 to 30.9.2015	1.4.2013 to 31.3.2014
Continuing operations		
Profit after taxation attributable to owners of the Company (RM'000)	13,958	1,775
Weighted average number of ordinary shares ('000):-		
Issued ordinary shares at 1 April 2014/2013	158,361	130,361
Effect of new ordinary shares issued pursuant to:-		
- reinvestment shares for acquisition of a subsidiary	13,035	-
- rights issue with free warrants	60,686	-
- acquisition of development land and development project	-	7,000
Weighted average number of ordinary shares at 30 September 2015/31 March 2014 ('000)	232,082	137,361
Basic earnings per ordinary share (Sen)	6.01	1.29
Discontinued operations		
Profit after taxation attributable to owners of the Company (RM'000)	1,145	1,789
Weighted average number of ordinary shares at 30 September 2015/31 March 2014 ('000) (as above)	232,082	137,361
Basic earnings per ordinary share (Sen)	0.49	1.30

(b) Diluted earnings per share

In the current financial period, the diluted earnings per share for the Group is not presented as the warrants would be anti-dilutive as the exercise price is higher than the fair value of the Company's share.

In the previous financial year, the diluted earnings per share equals the basic earnings per share as the Company did not have any dilutive potential ordinary shares during the financial year.

NOTES TO THE FINANCIAL STATEMENTS

FOR THE FINANCIAL PERIOD FROM 1 APRIL 2014 TO 30 SEPTEMBER 2015
cont'd

36. ACQUISITION OF SUBSIDIARIES

As disclosed in Note 45 to the financial statements, below are the summary of the subscription/purchase consideration for the subsidiaries acquired during the financial period:-

	Acquisition of ordinary shares #1 RM'000	Subscription of ordinary shares #1 RM'000	Total ordinary shares acquired RM'000	Subscription of preference shares #2 RM'000	Total RM'000
<i>Subsidiaries directly held by the Company</i>					
Sunsuria Facility Management Sdn. Bhd. (FKA Makro Lumayan Sdn. Bhd.)	*	^	1	-	1
Havana Symphony Sdn. Bhd.	*	^	1	-	1
Concord Property Management Sdn. Bhd.	53,121	-	53,121	-	53,121
Sunsuria Gateway Sdn. Bhd.	-	1,000	1,000	237,000	238,000 ^{#3}
Rentak Nusantara Sdn. Bhd.	-	25,000	25,000	32,000	57,000
	53,121	26,000	79,123	269,000	348,123
<i>Subsidiaries indirectly held by the Company</i>					
Sunsuria City Sdn. Bhd. (FKA Sime Darby Sunsuria Development Sdn. Bhd.)	157,000	-	157,000	-	157,000
Library Mall Development Sdn. Bhd. (FKA Arrowstone Acres Sdn. Bhd.)	#	-	#	-	#
	210,121	26,002	236,123	269,000	505,123

#1 - Ordinary share of RM1.00 each

#2 - Redeemable preference share of RM0.01 each

#3 - RM168,390,000 has been utilised to redeem the Redeemable Preference shares, partly set-off against the Reinvestment Shares of RM100,000,000 as disclosed in Note 45 (j) in the financial statements.

* - Represents RM1

- Represents RM2

^ - Represents RM998

NOTES TO THE FINANCIAL STATEMENTS
FOR THE FINANCIAL PERIOD FROM 1 APRIL 2014 TO 30 SEPTEMBER 2015
cont'd

36. ACQUISITION OF SUBSIDIARIES (CONT'D)

The fair values of the identifiable assets acquired and liabilities assumed of the abovementioned subsidiaries at the date of acquisition were as follows:-

	At Date Of Acquisition	
	Carrying Amount RM'000	Fair Value Recognised RM'000
Investment in a jointly controlled entity	*	*
Investment in an associate	250	53,121
Property, plant and equipment	14	14
Land held for future development	208,473	517,039
Property development cost	122,342	192,604
Investment properties	28,835	71,515
Trade receivables	6,789	6,789
Other receivables	5,364	5,364
Amount owing by an associate	14,687	14,687
Fixed deposits with licensed banks	4,026	4,026
Cash and bank balances	1,549	1,549
Trade payables	(368)	(368)
Other payables and accruals	(287,391)	(287,391)
Amount due to related parties	(64,255)	(64,255)
Deferred tax liabilities	-	(102,240)
Provision for taxation	(14)	(14)
Redeemable preference shares	(16,839)	(168,390)
Progress billings	(18,516)	(18,516)
Net identifiable assets	4,946	225,534
Less: Non-controlling interests		(182)
Add: Goodwill on consolidation		6,776
Less: Gain on bargain purchase		(22,007)
Total purchase consideration		210,121
Less: Cash and cash equivalents of subsidiaries acquired		(5,575)
Net cash outflow for acquisition of subsidiaries		204,546

* - Represents RM1

The non-controlling interests are measured at the non-controlling interests' proportionate share of the fair value of the acquiree's identifiable net assets at the date of acquisition.

NOTES TO THE FINANCIAL STATEMENTS
FOR THE FINANCIAL PERIOD FROM 1 APRIL 2014 TO 30 SEPTEMBER 2015
cont'd

36. ACQUISITION OF SUBSIDIARIES (CONT'D)

The acquired subsidiaries have contributed the following results to the Group:-

	The Group	
	1.4.2014 to 30.9.2015 RM'000	1.4.2013 to 31.3.2014 RM'000
Continuing operations		
Revenue	6,335	-
Profit after taxation	5,449	-
Discontinued operations		
Revenue	-	-
Profit after taxation	1,145	-

If the acquisition had taken place at the beginning of the financial period, the Group's revenue and profit after taxation from continuing operations would have been as follows:-

	The Group	
	1.4.2014 to 30.9.2015 RM'000	1.4.2013 to 31.3.2014 RM'000
Continuing operations		
Revenue	171,106	-
Profit after taxation	6,679	-
Discontinued operations		
Revenue	-	-
Profit after taxation	16,062	-

NOTES TO THE FINANCIAL STATEMENTS
FOR THE FINANCIAL PERIOD FROM 1 APRIL 2014 TO 30 SEPTEMBER 2015
cont'd

37. PURCHASE OF PROPERTY, PLANT AND EQUIPMENT

	The Group		The Company	
	30.9.2015 RM'000	31.3.2014 RM'000	30.9.2015 RM'000	31.3.2014 RM'000
Cost of property, plant and equipment purchased	6,510	851	3,058	323
Amount financed through hire purchase	(600)	-	(600)	-
Cash disbursed for purchase of property, plant and equipment	5,910	851	2,458	323

38. CASH AND CASH EQUIVALENTS

For the purpose of the statements of cash flows, cash and cash equivalents comprise the following:-

	The Group		The Company	
	30.9.2015 RM'000	31.3.2014 RM'000	30.9.2015 RM'000	31.3.2014 RM'000
Fixed deposits with licensed banks	11,128	21,509	10,596	12,347
Cash and bank balances	77,440	11,990	7,561	3,423
Less: Deposits pledged to licensed banks (Note 19)	88,568 (11,128)	33,499 -	18,157 (10,596)	15,770 -
	77,440	33,499	7,561	15,770

39. DIRECTORS' REMUNERATION

- (a) The aggregate amounts of remuneration received and receivable by the directors of the Group and the Company during the financial period/year are as follows:-

	The Group/The Company	
	1.4.2014 to 30.9.2015 RM'000	1.4.2013 to 31.3.2014 RM'000
Directors Of The Company		
Executive directors:		
- fee	-	11
- non-fee emoluments	5,561	609
	5,561	620
Non-Executive directors:		
- fee	265	26
- non-fee emoluments	120	-
	385	26
	5,946	646

NOTES TO THE FINANCIAL STATEMENTS
FOR THE FINANCIAL PERIOD FROM 1 APRIL 2014 TO 30 SEPTEMBER 2015
cont'd

39. DIRECTORS' REMUNERATION (CONT'D)

- (b) The estimated monetary value of benefits-in-kind provided to the directors of the Group and the Company during the financial period/year are as follows:-

	The Group/The Company	
	1.4.2014 to 30.9.2015 RM'000	1.4.2013 to 31.3.2014 RM'000
Executive directors	46	-
Non-executive directors	3	-
	49	-

- (c) The number of the Company's directors with total remuneration falling in bands of RM50,000 are as follows:-

	The Group/The Company	
	1.4.2014 to 30.9.2015 Number Of Directors	1.4.2013 to 31.3.2014 Number Of Directors
Executive directors:-		
Below RM50,000	-	1
RM50,001 - RM100,000	-	1
RM100,001 - RM150,000	-	1
RM400,001 - RM450,000	#	1
RM1,250,001 - RM1,300,000	1	-
RM3,750,001 - RM3,850,000	1	-
Non-Executive directors:-		
Below RM50,000	1	5
RM50,001 - RM100,000	3	-
RM100,001 - RM150,000	#	-
	7	9

- # - A director of the Company held the position of executive director from 1 April 2014 to 20 January 2015, and was redesignated as a non-executive director from 21 January 2015 to 30 September 2015.

NOTES TO THE FINANCIAL STATEMENTS
FOR THE FINANCIAL PERIOD FROM 1 APRIL 2014 TO 30 SEPTEMBER 2015
cont'd

40. SIGNIFICANT RELATED PARTY DISCLOSURES

(a) Identities of related parties

In addition to the information detailed elsewhere in the financial statements, the Group has related party relationships with its directors, key management personnel and entities within the same group of companies.

(b) Other than those disclosed elsewhere in the financial statements, the Group and the Company also carried out the following significant transactions with the related parties during the financial period/year:-

	The Group		The Company	
	1.4.2014 to 30.9.2015 RM'000	1.4.2013 to 31.3.2014 RM'000	1.4.2014 to 30.9.2015 RM'000	1.4.2013 to 31.3.2014 RM'000
Subsidiaries				
Advances from	-	-	76,325	-
Advances to	-	-	25,919	-
Assignment of debts				
- from related parties to the Company	-	-	65,462	-
- from subsidiaries to the Company by another subsidiaries	-	-	2,908	-
Dividend received/receivable	-	-	20,961	1,200
Management fee received/receivable	-	-	4,825	712
Payment on behalf of	-	-	166,771	-
Redemption of redeemable non-convertible non-cumulative preference share by subsidiaries	-	-	7,770	40,000
Rental of premises income received/receivable	-	-	45	-
Rental of premises expenses paid/payable	-	-	-	30
Subscription of redeemable preference shares	-	-	315,880	-
Associates				
Interest income received/receivable	671	-	13	-
Novation of debts pursuant to acquisition of CIMSB	754	-	754	-
A director				
Redemption of redeemable preference shares	168,390	-	-	-

NOTES TO THE FINANCIAL STATEMENTS
FOR THE FINANCIAL PERIOD FROM 1 APRIL 2014 TO 30 SEPTEMBER 2015
cont'd

40. SIGNIFICANT RELATED PARTY DISCLOSURES (CONT'D)

- (b) Other than those disclosed elsewhere in the financial statements, the Group and the Company also carried out the following significant transactions with the related parties during the financial period/year (cont'd):-

	The Group		The Company	
	1.4.2014 to 30.9.2015 RM'000	1.4.2013 to 31.3.2014 RM'000	1.4.2014 to 30.9.2015 RM'000	1.4.2013 to 31.3.2014 RM'000
Companies substantially owned by a director and his close family member				
Advances from	5,772	-	-	-
Advances to	223	-	-	-
Assignment of debts from related parties to the Company	65,462	-	65,462	-
Construction cost paid/payable	6,439	-	-	-
Granting of hire purchase financing: ^{#1}				
- principal financed	-	14,951	-	-
- principal repaid	-	45,773	-	-
- interest charged and repaid	-	2,146	-	-
Management fee received/receivable	13,921	-	13,921	-
Management fee paid/payable	4,500	-	-	-
Payment on behalf by	3,678	-	47	-
Payment on behalf of	9,553	-	9,553	-
Rental of premises paid/payable	1,491	83	1,491	83
Rental of motor vehicles paid/payable	369	20	369	20

^{#1} Being a company in which a former director/substantial shareholder of the Company and his close family members has substantial financial interests.

- (c) Key management personnel compensation (exclude directors' remuneration):-

	The Group		The Company	
	1.4.2014 to 30.9.2015 RM'000	1.4.2013 to 31.3.2014 RM'000	1.4.2014 to 30.9.2015 RM'000	1.4.2013 to 31.3.2014 RM'000
Short-term employee benefits	3,680	51	2,712	-

NOTES TO THE FINANCIAL STATEMENTS

FOR THE FINANCIAL PERIOD FROM 1 APRIL 2014 TO 30 SEPTEMBER 2015
cont'd

41. OPERATING SEGMENTS

Operating segments are prepared in a manner consistent with the internal reporting provided to the Group Executive Committee as its chief operating decision maker in order to allocate resources to segments and to assess their performance. For management purposes, the Group is organised into business units based on their products and services provided.

The Group is organised into 4 main business segments as follows:-

- (i) Manufacturing
 - manufacture of wood products
- (ii) Property development
 - undertakes the development of commercial and residential properties.
- (iii) Investment holding and others
 - investment activities and provision of management services.
- (iv) Granting of financing
 - engaged in the business of leasing and hire purchase financing. The Group has discontinued the financing business in January 2014.

Group financing (including finance costs) and income taxes are managed on a group basis and are not allocated to operating segments.

Assets, liabilities and expenses which are common and cannot be meaningfully allocated to the operating segments are presented under unallocated items. Unallocated items comprise mainly investments and related income, loans and borrowings and related expenses, corporate assets (primarily the Company's headquarters) and head office expenses.

Transfer prices between operating segments are at arm's length basis in a manner similar to transactions with third parties.

30.9.2015	Manufacturing RM'000	Property development RM'000	Investment holding and others RM'000	Total RM'000
<u>Revenue</u>				
External revenue	25,316	97,607	15,005	137,928
Inter-segment revenue	-	-	26,001	26,001
	25,316	97,607	41,006	163,929
Consolidation adjustments and elimination				(28,450)
Consolidated revenue				135,479

NOTES TO THE FINANCIAL STATEMENTS

FOR THE FINANCIAL PERIOD FROM 1 APRIL 2014 TO 30 SEPTEMBER 2015
cont'd

41. OPERATING SEGMENTS (CONT'D)

30.9.2015	Manufacturing RM'000	Property development RM'000	Investment holding and others RM'000	Total RM'000
<u>Results</u>				
Continuing operations:				
Results before following adjustments	1,618	14,997	16,238	32,853
Consolidation adjustments and eliminations	825	5,259	(27,194)	(21,110)
	2,443	20,256	(10,956)	11,743
Interest income	62	107	1,170	1,339
Other material items of income (Note a)	340	-	23,119	23,459
Depreciation of:				
- property, plant and equipment	(438)	(195)	(547)	(1,180)
- investment properties	-	-	(277)	(277)
Other material items of expenses (Note b)	-	-	(15,691)	(15,691)
Segment results from continuing operations	2,407	20,168	(3,182)	19,393
Finance costs				(379)
Share of results in associates				4
Income tax expense				(5,035)
Consolidated profit after taxation from continuing operations				13,983
Discontinued operations:				
Results before following adjustments	-	-	(5)	(5)
Consolidation adjustments and eliminations	-	-	-	-
	-	-	(5)	(5)
Interest income	-	-	658	658
	-	-	653	653
Share of results in associate				658
Income tax expense				(166)
Consolidated profit after taxation from discontinued operation				1,145
<u>Assets</u>				
Segment assets	9,951	873,763	100,035	983,749
Investment in associates				670
Deferred tax asset				261
Tax refundable				27
Disposal group held for sale				54,576
Consolidated total assets				1,039,283

NOTES TO THE FINANCIAL STATEMENTS
FOR THE FINANCIAL PERIOD FROM 1 APRIL 2014 TO 30 SEPTEMBER 2015
cont'd

41. OPERATING SEGMENTS (CONT'D)

30.9.2015	Manufacturing RM'000	Property development RM'000	Investment holding and others RM'000	Total RM'000
<u>Liabilities</u>				
Segment liabilities	3,102	421,205	(71,050)	353,257
Deferred tax liabilities				102,246
Provision for taxation				1,651
Disposal group held for sale				199
Consolidated total liabilities				457,353
<u>Other Segment Items</u>				
Additions to non-current assets other than financial instruments:				
- property, plant and equipment	812	976	4,722	6,510
Adjustments on land costs				
- investment properties	-	(1,238)	-	(1,238)
- land held for property development	-	(8,950)	-	(8,950)

31.3.2014	Manufacturing RM'000	Property development RM'000	Granting of financing (discontinued operations) RM'000	Unallocated non- operating segments RM'000	Total RM'000
<u>Revenue</u>					
External revenue	16,880	18,394	2,146	189	37,609
Inter-segment revenue	-	-	-	1,942	1,942
	16,880	18,394	2,146	2,131	39,551
Consolidation adjustments and eliminations					(1,470)
Consolidated revenue					38,081

NOTES TO THE FINANCIAL STATEMENTS
FOR THE FINANCIAL PERIOD FROM 1 APRIL 2014 TO 30 SEPTEMBER 2015
cont'd

41. OPERATING SEGMENTS (CONT'D)

31.3.2014	Manufacturing RM'000	Property development RM'000	Granting of financing (discontinued operations) RM'000	Unallocated non- operating segments RM'000	Total RM'000
<u>Results</u>					
Results before following adjustments	1,282	3,732	1,838	(1,332)	5,520
Consolidation adjustments and elimination	150	472	120	(1,933)	(1,191)
	1,432	4,204	1,958	(3,265)	4,329
Interest income	87	96	436	66	685
Other material items of income (Note a)	498	-	36	122	656
Depreciation of:					
- property, plant and equipment	(170)	-	(5)	(28)	(203)
- investment properties	(505)	-	(66)	(64)	(635)
Segment results	1,342	4,300	2,359	(3,169)	4,832
Share of results in associates					28
Income tax expense					(1,293)
Consolidated profit after taxation					<u>3,567</u>
<u>Assets</u>					
Segment assets	17,547	60,700	9,039	17,598	104,884
Investment in an associate					666
Tax refundable					86
Consolidated total assets					<u>105,636</u>
<u>Liabilities</u>					
Segment liabilities	2,732	13,130	111	601	16,574
Deferred tax liabilities					6
Provision for taxation					772
Consolidated total liabilities					<u>17,352</u>
<u>Other Segments Items</u>					
Additions to non-current assets other than financial instruments:-					
- property, plant and equipment	528	-	-	323	851

NOTES TO THE FINANCIAL STATEMENTS
FOR THE FINANCIAL PERIOD FROM 1 APRIL 2014 TO 30 SEPTEMBER 2015
cont'd

41. OPERATING SEGMENTS (CONT'D)

(a) Other material items of income consist of the following:-

	The Group	
	1.4.2014 to 30.9.2015 RM'000	1.4.2013 to 31.3.2014 RM'000
Rental income	1,452	656
Gain on bargain purchase	22,007	-
	23,459	656

(b) Other material items of expenses consist of the following:-

	The Group	
	1.4.2014 to 30.9.2015 RM'000	1.4.2013 to 31.3.2014 RM'000
Impairment loss on:		
- net assets of disposal group held for sale	15,684	-
- goodwill	7	-
	15,691	-

Geographical Segments

Information about geographical location of segment assets has not been reported separately as the Group operates principally within Malaysia. Segment revenue based on geographical location of customers is analysed as follows:-

	The Group	
	1.4.2014 to 30.9.2015 RM'000	1.4.2013 to 31.3.2014 RM'000
Malaysia	131,276	35,818
United States of America	4,123	2,233
Others	80	29
	135,479	38,080

NOTES TO THE FINANCIAL STATEMENTS

FOR THE FINANCIAL PERIOD FROM 1 APRIL 2014 TO 30 SEPTEMBER 2015
cont'd

41. OPERATING SEGMENTS (CONT'D)

Major Customers

The major customers that contributed 10% or more of the Group's total revenue are as follows:-

	External Revenue		Operating Segment
	1.4.2014 to 30.9.2015 RM'000	1.4.2013 to 31.3.2014 RM'000	
Customer A	21,005	14,049	Manufacturing
Customer B	-	2,146	Granting of financing

42. CAPITAL COMMITMENT

	The Group	
	1.4.2014 to 30.9.2015 RM'000	1.4.2013 to 31.3.2014 RM'000
Property development costs:		
- share of capital commitment of an associate	22,738	-

43. CONTINGENT LIABILITIES

In the previous financial year, the Company entered into financial guarantee contracts to provide financial guarantees to financial institutions for credit facilities granted to certain subsidiaries up to a total limit of RM1,300,000. The total utilisation of these credit facilities as at 31 March 2014 amounted to RM565,000.

The aforementioned financial guarantee contracts should have been recognised in the statements of financial position in accordance with the recognition and measurement policies as stated in Note 4.5(b). After considering that the probability of the subsidiaries defaulting on the credit lines is remote, the financial guarantee contracts have not been recognised as the fair values on initial recognition are not expected to be material.

44. FINANCIAL INSTRUMENTS

The Group's activities are exposed to a variety of market risk (including foreign currency risk, interest rate risk and equity price risk), credit risk and liquidity risk. The Group's overall financial risk management policy focuses on the unpredictability of financial markets and seeks to minimise potential adverse effects on the Group's financial performance.

NOTES TO THE FINANCIAL STATEMENTS
FOR THE FINANCIAL PERIOD FROM 1 APRIL 2014 TO 30 SEPTEMBER 2015
cont'd

44. FINANCIAL INSTRUMENTS (CONT'D)

44.1 FINANCIAL RISK MANAGEMENT POLICIES

The Group's policies in respect of the major areas of treasury activity are as follows:-

(a) Market Risk

(i) Foreign Currency Risk

The Group is exposed to foreign currency risk on transactions and balances that are denominated in currencies other than Ringgit Malaysia. The currencies giving rise to this risk are primarily United States Dollar and Singapore Dollar. Foreign currency risk is monitored closely on an ongoing basis to ensure that the net exposure is at an acceptable level.

The Group's exposure to foreign currency is as follows:-

	The Group	
	30.9.2015	31.3.2014
	RM'000	RM'000
Trade payables		
United States Dollar	18	374
Singapore Dollar	1	-

Foreign currency risk sensitivity analysis

A 5% (31.3.2014 - 5%) strengthening/weakening of the RM against the United States Dollar and Singapore Dollar at the end of the reporting period would have immaterial impact on profit after taxation. This assumes that all other variables remain constant.

(ii) Interest Rate Risk

Interest rate risk is the risk that the fair value or future cash flows of a financial instrument will fluctuate because of changes in market interest rates. The Group's exposure to interest rate risk arises mainly from interest-bearing financial assets and liabilities. The Group's policy is to obtain the most favourable interest rates available. Any surplus funds of the Group will be placed with licensed financial institutions to generate interest income.

Information relating to the Group's exposure to the interest rate risk of the financial liabilities is disclosed in Note 44.1(c) to the financial statements.

NOTES TO THE FINANCIAL STATEMENTS

FOR THE FINANCIAL PERIOD FROM 1 APRIL 2014 TO 30 SEPTEMBER 2015
cont'd

44. FINANCIAL INSTRUMENTS (CONT'D)

44.1 FINANCIAL RISK MANAGEMENT POLICIES (CONT'D)

(a) Market Risk (cont'd)

(ii) Interest Rate Risk (cont'd)

Exposure to interest rate risk

The interest rate profile of the Group's significant interest-bearing financial instruments based on the carrying amounts as at the end of the reporting period were:-

	The Group		The Company	
	30.9.2015 RM'000	31.3.2014 RM'000	30.9.2015 RM'000	31.3.2014 RM'000
Fixed rate instruments				
Fixed deposits with licensed banks	11,128	21,509	10,596	12,347
Hire purchase payables	489	-	489	-
	11,617	21,509	11,085	12,347
Floating rate instruments				
Term loan	31,000	-	-	-

Interest rate risk sensitivity analysis

The interest rate risk sensitivity analysis on the fixed rate instruments are not disclosed as these financial instruments is measured at amortised cost.

The following table details the sensitivity analysis to a reasonably possible change in the interest rates at the end of the reporting period, with all other variables held constant:-

	The Group		The Company	
	30.9.2015 RM'000	31.3.2014 RM'000	30.9.2015 RM'000	31.3.2014 RM'000
Effects on profit after taxation/equity				
Increase of 100 basis points	(233)	-	-	-
Decrease of 100 basis points	233	-	-	-

(iii) Equity Price Risk

The Company does not have any quoted investments and hence is not exposed to equity price risk.

NOTES TO THE FINANCIAL STATEMENTS

FOR THE FINANCIAL PERIOD FROM 1 APRIL 2014 TO 30 SEPTEMBER 2015
cont'd

44. FINANCIAL INSTRUMENTS (CONT'D)

44.1 FINANCIAL RISK MANAGEMENT POLICIES (CONT'D)

(b) Credit Risk

The Group's exposure to credit risk, or the risk of counterparties defaulting, arises mainly from trade and other receivables. The Group manages its exposure to credit risk by the application of credit approvals, credit limits and monitoring procedures on an ongoing basis. For other financial assets (including quoted investments, cash and bank balances and derivatives), the Group minimises credit risk by dealing exclusively with high credit rating counterparties.

The Group establishes an allowance for impairment that represents its estimate of incurred losses in respect of the trade and other receivables as appropriate. The main components of this allowance are a specific loss component that relates to individually significant exposures, and a collective loss component established for groups of similar assets in respect of losses that have been incurred but not yet identified. Impairment is estimated by management based on prior experience and the current economic environment.

(i) Credit risk concentration profile

The Group's major concentration of credit risk relates to the amounts owing by 4 customers which constituted approximately 64% of its trade receivables at the end of the reporting period.

(ii) Exposure to credit risk

As the Group does not hold any collateral, the maximum exposure to credit risk is represented by the carrying amount of the financial assets at the end of the reporting period.

The Group does not have exposure to international credit risks as the entire trade receivable are concentrated in Malaysia.

(iii) Ageing analysis

The ageing analysis of the Group's trade receivables (including amount owing by related parties) at the end of the reporting period is as follows:-

The Group	Gross Amount RM'000	Individual Impairment RM'000	Collective Impairment RM'000	Carrying Value RM'000
30.9.2015				
Not past due	7,803	-	-	7,803
Past due:				
- 1 to 30 days	172	-	-	172
- 31 to 120 days	1,253	-	-	1,253
- more than 121 days	6,803	-	-	6,803
	16,031	-	-	16,031

NOTES TO THE FINANCIAL STATEMENTS

FOR THE FINANCIAL PERIOD FROM 1 APRIL 2014 TO 30 SEPTEMBER 2015
cont'd

44. FINANCIAL INSTRUMENTS (CONT'D)

44.1 FINANCIAL RISK MANAGEMENT POLICIES (CONT'D)

(b) Credit Risk (cont'd)

(iii) Ageing analysis (cont'd)

The Group	Gross Amount RM'000	Individual Impairment RM'000	Collective Impairment RM'000	Carrying Value RM'000
31.3.2014				
Not past due	120	-	-	120
Past due:				
- 1 to 30 days	2,735	-	-	2,735
- 31 to 120 days	2,026	-	-	2,026
- more than 121 days	2,704	-	-	2,704
	7,585	-	-	7,585

At the end of the reporting period, trade receivables that are individually impaired were those in significant financial difficulties and have defaulted on payments. These receivables are not secured by any collateral or credit enhancement.

Trade receivables that are past due but not impaired

The Group believes that no impairment allowance is necessary in respect of these trade receivables. They are substantially companies with good collection track record and no recent history of default.

Property development segment

The Group believes that no impairment allowance is necessary in respect of these trade receivables, due to the following reasons:-

- (i) the transfer of the property to the purchaser is subject to the full payment of the outstanding amount;
- (ii) most of the purchasers have end financing arrangements, and payments are slow because of the credit processes of the end financiers; and
- (iii) in the event the sale is terminated for non-payment, the Group will be able to recover the property.

NOTES TO THE FINANCIAL STATEMENTS

FOR THE FINANCIAL PERIOD FROM 1 APRIL 2014 TO 30 SEPTEMBER 2015
cont'd

44. FINANCIAL INSTRUMENTS (CONT'D)

44.1 FINANCIAL RISK MANAGEMENT POLICIES (CONT'D)

(b) Credit Risk (cont'd)

(iii) Ageing analysis (cont'd)

Trade receivables that are neither past due nor impaired

A significant portion of trade receivables that are neither past due nor impaired are regular customers that have been transacting with the Group. The Groups uses ageing analysis to monitor the credit quality of the trade receivables. Any receivables having significant balances past due or more than 30 days, which are deemed to have higher credit risk, are monitored individually.

(c) Liquidity Risk

Liquidity risk arises mainly from general funding and business activities. The Group practises prudent risk management by maintaining sufficient cash balances and the availability of funding through certain committed credit facilities.

The following table sets out the maturity profile of the financial liabilities at the end of the reporting period based on contractual undiscounted cash flows (including interest payments computed using contractual rates or, if floating, based on the rates at the end of the reporting period):-

The Group	Effective Rate %	Carrying Amount RM'000	Contractual Undiscounted Cash Flows RM'000	Within 1 Year RM'000	1 - 5 Years RM'000	Over 5 Years RM'000
30.9.2015						
Trade payables	-	11,300	11,300	11,300	-	-
Other payables and accruals	-	288,012	288,012	288,012	-	-
Amount owing to related parties	-	3,568	3,568	3,568	-	-
Hire purchase payables	4.64 - 4.81	489	538	135	403	-
Term loan	5.15	31,000	34,714	4,092	30,622	-
		334,369	338,132	307,107	31,025	-
31.3.2014						
Trade payables	-	4,078	4,078	4,078	-	-
Other payables and accruals	-	1,598	1,598	1,598	-	-
Amount owing to a related party	-	103	103	103	-	-
		5,779	5,779	5,779	-	-

NOTES TO THE FINANCIAL STATEMENTS
FOR THE FINANCIAL PERIOD FROM 1 APRIL 2014 TO 30 SEPTEMBER 2015
cont'd

44. FINANCIAL INSTRUMENTS (CONT'D)

44.1 FINANCIAL RISK MANAGEMENT POLICIES (CONT'D)

(c) **Liquidity Risk (cont'd)**

The Company	Effective Rate %	Carrying Amount RM'000	Contractual Undiscounted Cash Flows RM'000	Within 1 Year RM'000	1 – 5 Years RM'000	Over 5 Years RM'000
30.9.2015						
Other payables and accruals	-	2,783	2,783	2,783	-	-
Amount owing to subsidiaries	-	45,462	45,462	45,462	-	-
Amount owing to related parties	-	50	50	50	-	-
Hire purchase payables	4.64 - 4.81	489	538	135	403	-
		48,784	48,833	48,430	403	-
31.3.2014						
Other payables and accruals	-	430	430	430	-	-
Amount owing to a subsidiary	-	410	410	410	-	-
Amount owing to a related party	-	103	103	103	-	-
		943	943	943	-	-

44.2 CAPITAL RISK MANAGEMENT

The Group manages its capital based on debt-to-equity ratio. As the Group has significant borrowings but a relative small equity base, the debt-to-equity ratio may not provide a meaningful indicator of the risk of borrowings.

The Company manages its capital based on debt-to-equity ratio. The Company's strategies were unchanged from the previous financial year. The debt-to-equity ratio is calculated as net debt divided by total equity. Net debt is calculated as interest-bearing borrowings less cash and cash equivalents.

There was no change in the Group's approach to capital management during the financial period.

The debt-to-equity ratio of the Group at the end of the reporting period is not presented as its cash and cash equivalents exceeded the total interest-bearing borrowings.

NOTES TO THE FINANCIAL STATEMENTS

FOR THE FINANCIAL PERIOD FROM 1 APRIL 2014 TO 30 SEPTEMBER 2015
cont'd

44. FINANCIAL INSTRUMENTS (CONT'D)

44.2 CAPITAL RISK MANAGEMENT (CONT'D)

Under the requirement of Bursa Malaysia Practice Note No. 17/2005, the Company is required to maintain a consolidated shareholders' equity (total equity attributable to owners of the Company) equal to or not less than the 25% of the issued and paid-up share capital (excluding treasury shares) and such shareholders' equity is not less than RM40 million. The Company has complied with this requirement.

The Group is also required to comply with certain loan covenants as disclosed in Note 27 to the financial statements, failing which, the banks may call an event of default. The Group has complied with this requirement.

44.3 CLASSIFICATION OF FINANCIAL INSTRUMENTS

	The Group		The Company	
	30.9.2015 RM'000	31.3.2014 RM'000	30.9.2015 RM'000	31.3.2014 RM'000
Financial Assets				
<u>Available-for-sale financial asset</u>				
Other investment, at cost	25	25	-	-
<u>Loans and receivables financial assets</u>				
Trade receivables	13,607	7,585	-	-
Other receivables and deposits	1,301	278	464	52
Amount owing by subsidiaries	-	-	174,050	43,402
Amount owing by related parties	3,138	-	3,138	-
Dividend receivable	-	-	15,123	-
Fixed deposits with licensed banks	11,128	21,509	10,596	12,347
Cash and bank balances	77,440	11,990	7,561	3,423
	106,614	41,362	210,932	59,224
Financial Liabilities				
<u>Other financial liabilities</u>				
Trade payables	11,300	4,078	-	-
Other payables and accruals	288,012	1,598	2,783	430
Amount owing to subsidiaries	-	-	45,462	410
Amount owing to related parties	3,568	103	50	103
Hire purchase payables	489	-	489	-
Term loans	31,000	-	-	-
	334,369	5,779	48,784	943

NOTES TO THE FINANCIAL STATEMENTS

FOR THE FINANCIAL PERIOD FROM 1 APRIL 2014 TO 30 SEPTEMBER 2015
cont'd

44. FINANCIAL INSTRUMENTS (CONT'D)

44.4 FAIR VALUE INFORMATION (CONT'D)

The fair values above are for disclosure purposes and have been determined using the following basis:-

- (a) The fair values of hire purchase payables and term loans are determined by discounting the relevant cash flows using interest rates for similar instruments at the end of the reporting period. The interest rates used to discount the estimated cash flows are as follows:-

	The Group		The Company	
	30.9.2015	31.3.2014	30.9.2015	31.3.2014
	%	%	%	%
Financial Liabilities				
Hire purchase payables	4.64 - 4.81	-	4.64 - 4.81	-
Term loan	5.15	-	-	-

- (b) In regard to financial instruments carried at fair value, there were no transfer between level 1 and level 2 during the financial year.

45. SIGNIFICANT EVENTS DURING THE FINANCIAL PERIOD

The significant events during the financial period are as follows:-

- (a) On 11 April 2014, the Company acquired the entire equity interest of Sunsuria Facility Management Sdn. Bhd. (FKA Makro Lumayan Sdn. Bhd.) ("SFM") for a total cash consideration of RM2.
- (b) On 12 May 2014, the Company obtained shareholders' approval for the Private Placement of up to 63,344,588 new ordinary shares of RM0.50 each, representing approximately 10% of the enlarged issued and paid up share capital of the Company ("Private Placement"). Subsequently, Bursa Malaysia Securities Berhad had, vide its letters dated 2 October 2014, 2 April 2015 and 22 October 2015, approved extensions of time of 6 months until 10 April 2016 for the Company to complete the implementation of the Private Placement.
- (c) On 13 August 2014, Sunsuria North Sdn. Bhd. (FKA Consolidated Leasing (M) Sdn. Bhd.) ("SNSB"), a wholly-owned subsidiary of the Company acquired the entire equity interest of Havana Symphony Sdn. Bhd. ("HSSB"), comprising 2 ordinary shares of RM1.00 each for a total cash consideration of RM2.
- (d) On 19 May 2015, the Company acquired the entire equity interest of HSSB from its wholly-owned subsidiary, SNSB for a total cash consideration of RM2.

In consequent thereof, HSSB became a direct subsidiary of the Company.

- (e) On 20 May 2015, the Company subscribed for an additional 998 new ordinary shares of RM1.00 each in HSSB for a total cash consideration of RM998.

NOTES TO THE FINANCIAL STATEMENTS

FOR THE FINANCIAL PERIOD FROM 1 APRIL 2014 TO 30 SEPTEMBER 2015
cont'd

45. SIGNIFICANT EVENTS DURING THE FINANCIAL PERIOD (CONT'D)

The significant events during the financial period are as follows (cont'd):-

- (f) On 12 June 2015, the Company completed the acquisition of the Sunsuria Gateway Sdn. Bhd. ("SGSB"), Concord Property Management Sdn. Bhd. ("Concord") and Rentak Nusantara Sdn. Bhd. ("RNSB") and an associate through the following agreements:-
- (i) a conditional subscription agreement with SGSB, Datuk Ter Leong Yap ("Datuk Ter") and Datin Kwan May Yuen ("Datin Kwan") (being the existing shareholders of SGSB) for the subscription of 1,000,000 new ordinary shares of RM1.00 each in SGSB, representing a 99.99% equity interest in SGSB, at a cash subscription price of RM1,000,000 and the subscription of 237,000,000 redeemable preference shares-class B of RM0.01 each in SGSB, at a subscription price of RM237,000,000.
 - (ii) a conditional share purchase agreement with Datuk Ter and Ter Hong Khim @ Tai Foong Chin for the acquisition of 2 ordinary shares of RM1.00 each in Concord, representing 100% of the issued and paid-up share capital of Concord, for a cash consideration of RM53,121,296.30;
 - (iii) a conditional share purchase agreement with THK Capital Sdn. Bhd. for the acquisition of 12,500 ordinary shares in CI Medini Sdn. Bhd. (FKA Sunsuria Medini Sdn Bhd ("CIMSMB")), representing 1% of the issued and paid-up share capital of CIMSMB, for a cash consideration of RM1,848,399.97; and

The Company has nominated SNSB as the nominated transferee pursuant to the terms of the share purchase agreement.

- (iv) a conditional subscription agreement with RNSB and Sunsuria Development Sdn Bhd (being the existing shareholder of RNSB) for the subscription of 25,000,000 new ordinary shares of RM1.00 each in RNSB, representing a 99.01% equity interest in SGSB for a cash subscription price of RM25,000,000 and the subscription of 32,000,000 new redeemable preference shares of RM0.01 each in RNSB for a cash subscription price of RM32,000,000.

Accordingly, SGSB, Concord and RNSB are now subsidiaries of the Company whilst CIMSMB is an associate of the Company.

- (g) On 29 June 2015, the Company acquired 1 ordinary share of RM1.00 each in Sunsuria City Sdn. Bhd (FKA Sime Darby Sunsuria Development Sdn Bhd) ("SCSB") from Sime Darby Property (Sungai Kapar) Sdn. Bhd., representing 50% of the issued and paid-up share capital of SCSB, for a total consideration of RM157,000,000. With the acquisition, SCSB became a wholly-owned subsidiary of the Company.

The Company has nominated HSSB as the nominated transferee pursuant to the terms of the share purchase agreement.

- (h) On 2 July 2015, the Company subscribed for an additional 998 new ordinary shares of RM1.00 each in SFM for a total cash consideration of RM998.
- (i) On 27 July 2015, the renounceable rights issue of 475,084,416 new ordinary shares of RM0.50 each in the Company ("Rights Shares") at an issue price of RM0.80 per Rights Shares on the basis of 3 Rights Shares for every 1 existing ordinary share held together with 158,361,472 free detachable warrants ("Warrants") on the basis of 1 Warrant for every 3 Rights Shares subscribed for were completed following the listing and quotation of 475,084,416 Rights Shares together with 158,361,472 Warrants on the Main Market of Bursa Malaysia Securities Berhad.

NOTES TO THE FINANCIAL STATEMENTS
FOR THE FINANCIAL PERIOD FROM 1 APRIL 2014 TO 30 SEPTEMBER 2015
cont'd

45. SIGNIFICANT EVENTS DURING THE FINANCIAL PERIOD (CONT'D)

- (j) Pursuant to the subscription in SGSB (as detailed in Note 45(f)(i) herein), there is a proposed subscription by Datuk Ter Leong Yap ("Datuk Ter") for 102,040,816 new ordinary shares at an issue price of RM0.98 per ordinary share of RM0.50 each ("Reinvestment Shares") ("Proposed Reinvestment"). The Proposed Reinvestment was completed following the listing and quotation of the 102,040,816 Reinvestment Shares on the Main Market of Bursa Securities on 27 July 2015.

The subscription price for the Reinvestment Shares will be used to set-off against the redemption sum payable under the redemption of the 10,000,000 existing redeemable preference shares-class A of RM0.01 par value each in SGSB ("SGSB RPS-A") currently held by Datuk Ter ("RPS-A Redemption"), which represents part of the existing SGSB RPS-A outstanding. This set-off does not have any cash flow impact in the Statements of Cash Flows.

- (k) On 19 August 2015, SCSB, a wholly-owned subsidiary of the Company acquired the entire equity interest in Library Mall Development Sdn. Bhd. (FKA Arrowstone Acres Sdn. Bhd.) ("Library Mall Development"), comprising 2 ordinary shares of RM1.00 each from Yap Kian Mun and Lim Boon Huay for a total consideration of RM2.

Consequently, Library Mall Development became a wholly-owned subsidiary of the Company.

- (l) On 11 August 2015, the Company received a notice from Maicador Sdn. Bhd. ("Maicador"), an indirect 99.78% owned subsidiary, informing the Company of its intention to redeem 3,180,000 Redeemable Non-Convertible Non-Cumulative Preference Shares ("RNCNCPS") of RM0.01 each in the share capital of Maicador Sdn. Bhd. at a cash consideration of RM1.00 per share.

The Company had on 14 September 2015 accepted the aforesaid redemption and has executed the letter of acceptance of redemption from Maicador.

- (m) On 11 August 2015, the Company received a notice from Maica Wood Industries (M) Sdn. Bhd. ("Maica Wood"), a 99.78% owned subsidiary, informing the Company of its intention to redeem 4,590,000 RNCNCPS of RM0.01 each in the share capital of Maica Wood at a cash consideration of RM1.00 per share.

The Company had on 14 September 2015 accepted the aforesaid redemption and has executed the letter of acceptance of redemption from Maica Wood.

- (n) On 14 September 2015, the Company subscribed for 1,270,530 RNCNCPS of RM0.01 each with a premium of RM0.99 each in the share capital of Sunsuria Times Sdn. Bhd. (FKA Maritime Credits (M) Sdn. Bhd.) ("STSB"), an indirect wholly-owned subsidiary of the Company for a total cash consideration of RM1,270,530 in satisfaction of the amount owing by STSB to the Company.

- (o) On 14 September 2015, the Company subscribed for 45,609,180 RNCNCPS of RM0.01 each with a premium of RM0.99 each in the share capital of Sunsuria Residence Sdn. Bhd. (FKA Pinaremas Sdn. Bhd.) ("SRSB"), a wholly-owned subsidiary of the Company for a total cash consideration of RM45,609,180 in satisfaction of the amount owing by SRSB to the Company.

- (p) On 17 September 2015, the Company's Board of Directors agreed to execute the Put Option which is effective from the period 1 April 2016 to 30 September 2016. The target completion is not later than 15 September 2016.

Please refer to Note 21 to the financial statements for further details.

- (q) On 28 September 2015, the Company received a notice from Maicador, an indirect 99.78% owned subsidiary, informing the Company of its intention to redeem 5,820,000 RNCNCPS of RM0.01 each in the share capital at a cash consideration of RM1.00 per share.

The Company had on 30 October 2015 accepted the aforesaid redemption and has executed the letter of acceptance of redemption from Maicador.

NOTES TO THE FINANCIAL STATEMENTS

FOR THE FINANCIAL PERIOD FROM 1 APRIL 2014 TO 30 SEPTEMBER 2015
cont'd

46. SIGNIFICANT EVENTS OCCURRING AFTER THE REPORTING PERIOD

The significant events occurring after the reporting period are as follows:-

- (a) On 1 October 2015, the Company transferred 100 ordinary shares of RM1.00 each in Maica Wood, a 99.78% owned subsidiary to SNSB for a total cash consideration of RM100.
- (b) On 9 October 2015, SCSB, 99.99% owned subsidiary subscribed for an additional 124,999 new ordinary shares of RM1.00 each in SCSB for a total cash consideration of RM124,999.
- (c) On 9 October 2015, Havana Symphony Sdn. Bhd., a wholly-owned subsidiary of the Company subscribed for an additional 124,999 new ordinary shares of RM1.00 each in SCSB for a total cash consideration of RM124,999.
- (d) On 19 October 2015, Maica Wood, a 99.78% owned subsidiary of the Company entered into a Lease Purchase Agreement with Always Ahead (M) Sdn. Bhd. (third party) for the disposal of a piece of leasehold land held under H.S.(M) 7859 Plot 23, Bandar Kulim, Daerah Kulim, Negeri Kedah for a total cash consideration of RM8,600,000.

A deposit of RM860,000 representing 10% of the disposal consideration (included 3% RPGT retention sum) has been received from Always Ahead (M) Sdn. Bhd. as at the date of this report.

- (e) On 29 October 2015, the Company entered into a Sale and Purchase Agreement with Maicador, an indirect 99.78% owned subsidiary for the purchase of a piece of industrial leasehold land held under Pajakan Negeri No. 212, Lot No. 1772, Seksyen 3, Bandar Butterworth, Daerah Seberang Perai Utara, Pulau Pinang together with storage premises inclusive of all buildings and amenities erected therein for a total cash consideration of RM3,300,000.

47. COMPARATIVE FIGURES

The Company has changed its financial year end from 31 March to 30 September. Accordingly, the financial statements of the Group and of the Company for the financial period ended 30 September 2015 cover an 18-month period from 1 April 2014 to 30 September 2015 as compared to the 12-month period from 1 April 2013 to 31 March 2014.

The following figures have been reclassified to conform with the presentation of the current financial period:-

	The Group		The Company	
	As Restated RM'000	As Previously Reported RM'000	As Restated RM'000	As Previously Reported RM'000
Statements of cash flows (Extract):-				
Net cash from/(for) operating activities	48,248	6,351	(922)	(2,491)
Net cash (for)/from investing activities	(42,166)	(166)	15,107	16,779
Net cash from financing activities	103	-	103	-

NOTES TO THE FINANCIAL STATEMENTS
FOR THE FINANCIAL PERIOD FROM 1 APRIL 2014 TO 30 SEPTEMBER 2015
cont'd

48. SUPPLEMENTARY INFORMATION - DISCLOSURE OF REALISED AND UNREALISED PROFITS/LOSSES

The breakdown of the retained profits of the Group and the Company at the end of the reporting period into realised and unrealised profits/(losses) are presented in accordance with the directive issued by Bursa Malaysia Securities Berhad and prepared in accordance with Guidance on Special Matter No. 1, Determination of Realised and Unrealised Profits or Losses in the Context of Disclosure Pursuant to Bursa Malaysia Securities Berhad Listing Requirements, as issued by the Malaysian Institute of Accountants, as follows:-

	The Group		The Company	
	30.9.2015	31.3.2014	30.9.2015	31.3.2014
	RM'000	RM'000	RM'000	RM'000
Total (accumulated losses)/retained profits of the Company and its subsidiaries:				
- realised	(35,647)	(38,437)	(9,586)	(9,572)
- unrealised	444	100	-	-
	(35,203)	(38,337)	(9,586)	(9,572)
Total share of retained profits of associate:				
- realised	(282)	(286)	-	-
	(35,485)	(38,623)	(9,586)	(9,572)
Less: Consolidation adjustments	45,383	33,586	-	-
At 30.9.2015/31.3.2014	9,898	(5,037)	(9,586)	(9,572)

LIST OF GROUP PROPERTIES

AS AT 30 SEPTEMBER 2015

Ref	Date of Acquisition	Property Address/ Location	Description	Existing Use	Tenure/ Approximate Age of Building	Land Area (sq meters)	NBV @ 30 Sep 2015 (RM)
1	31.03.1985	Lot 1772 Section 2, Mak Mandin Industrial Estate, Seberang Perai, Pulau Pinang	Land & Industrial Building	Factory	Leasehold land with lease period expiring 20.5.2071 / 46 years	5,052	560,258
2	31.03.1983	Lot 1780 Section 3, Mak Mandin Industrial Estate, Seberang Perai, Pulau Pinang	Land & Industrial Building	Factory	Leasehold land with lease period expiring 15.8.2073 / 39 years	13,575	1,303,241
3	31.03.1987	Plot 23, Kulim Industrial Estate, Kulim, Kedah	Land & Industrial Building	Bonded Warehouse	Leasehold land with lease period expiring 09.11.2080 / 34 years	59,934	2,835,228
4	30.11.1992	No. 68-5-1, Maica Court, 68 Jalan Cantonment, Pulau Pinang	Residential Apartment	Residential	Freehold / Strata / 30 years	255	168,111
5	31.03.1983	No. 172, Jalan Seluang, Taman Seluang, Kulim, Kedah	Land & Residential Building	Vacant	Freehold / 34 years	418	95,530
6	31.03.1987	No. 9, Jalan Zainal Abidin, Pulau Pinang	Land & Commercial Building	Office	Freehold / 27 years	360	1,143,562
7	15.12.1981	No. 15, Jalan Zainal Abidin, Pulau Pinang	Land & Commercial Building	Office	Freehold / 37 years	203	426,821
8	07.08.2015	11-G, Garden Wing, Sunsuria Avenue, Persiaran Mahogani, Kota Damansara, Selangor	Commercial Lot	Office	Leasehold with lease period expiring 20.02.2017 / 5 years	74	897,000
9	07.08.2015	Suite 3-6, Sunsuria Avenue, Persiaran Mahogani, Kota Damansara, Selangor	Commercial Lot	Office	Leasehold with lease period expiring 20.02.2017 / 5 years	111	762,450

ANALYSIS OF SHAREHOLDINGS

AS AT 31 DECEMBER 2015

A. SHARE CAPITAL

Authorised Share Capital	: RM750,000,000.00 (1,500,000,000 ordinary shares of RM0.50 each)
Issued and Paid-up Capital	: RM 367,743,352 (735,486,704 ordinary shares of RM0.50 each)
Voting Rights	: One vote for each ordinary share held

B. DISTRIBUTION OF SHAREHOLDINGS

Size of Holdings	No. of Holders	% of Holders	Total Shares Held	% of Shares Held
1 - 99	205	6.156	7,626	0.001
100 - 1,000	385	11.561	259,916	0.035
1,001 - 10,000	1,771	53.183	7,478,403	1.016
10,001 - 100,000	799	23.993	25,314,698	3.441
100,001 - 36,774,334 ^(*)	167	5.015	247,029,281	33.587
36,774,335 And Above ^(**)	3	0.090	455,396,780	61.917
Total	3,330	100.000	735,486,704	100.000

Remark : * Less than 5% of Issued Shares
** 5% and above of Issued Shares

C. SUBSTANTIAL SHAREHOLDERS

Name of Shareholders	Direct	No. of Shares Held		%
		%	Indirect	
1. Ter Equity Sdn. Bhd.	182,557,376	24.821	-	-
2. Datuk Ter Leong Yap	165,921,872	22.559	295,316,008*	40.152
3. Ter Capital Sdn. Bhd.	107,116,632	14.564	-	-

* Deemed interested by virtue of his interest in Ter Equity Sdn. Bhd., Ter Capital Sdn. Bhd. and THK Capital Sdn. Bhd. pursuant to Section 6A of the Companies Act, 1965.

D. DIRECTOR'S INTEREST IN SHARES

Name of Shareholders	Direct	No. of Shares Held		%
		%	Indirect	
1. Datuk Ter Leong Yap	165,921,872	22.559	295,316,008*	40.152
2. Koong Wai Seng	-	-	-	-
3. Liew Jee Min @ Chong Jee Min	-	-	-	-
4. Dato' Tan Tian Meng	14,828,800	2.016	-	-
5. Datin Loa Bee Ha****	-	-	-	-
6. Alexon Khor Swek Chen**	-	-	-	-
7. Tan Pei Geok***	830,000	0.112	-	-

* Deemed interested by virtue of his interest in Ter Equity Sdn. Bhd., Ter Capital Sdn. Bhd. and THK Capital Sdn. Bhd. pursuant to Section 6A of the Companies Act, 1965.

** Alexon Khor Swek Chen was appointed as Director on 13 February 2015.

*** Tan Pei Geok was appointed as Director on 1 October 2015.

**** Datin Loa Bee Ha was appointed as Director on 21 August 2014.

ANALYSIS OF SHAREHOLDINGS

AS AT 31 DECEMBER 2015

cont'd

Name of Shareholders		No. of Shares Held	%
1	CIMSEC Nominees (Tempatan) Sdn Bhd CIMB for TER Equity Sdn Bhd (PB)	182,557,376	24.821
2	CIMSEC Nominees (Tempatan) Sdn Bhd CIMB for Ter Leong Yap (PB)	165,921,872	22.559
3	CIMSEC Nominees (Tempatan) Sdn Bhd CIMB for TER Capital Sdn Bhd (PB)	106,917,532	14.536
4	Ruby Technique Sdn Bhd	32,300,000	4.391
5	Lai Ming Chun @ Lai Poh Lin	31,008,000	4.215
6	HLB Nominees (Tempatan) Sdn Bhd Pledged Securities Account for Tan Kim Heung	25,000,000	3.399
7	Ng Lee Ling	25,000,000	3.399
8	CIMSEC Nominees (Tempatan) Sdn Bhd CIMB Bank for Tan Tian Meng (PBCL-0G0174)	14,828,800	2.016
9	Alliancegroup Nominees (Tempatan) Sdn Bhd Pledged Securities Account for Koh Kin Lip	9,211,000	1.252
10	Wong Yuen Teck	9,040,000	1.229
11	THK Capital Sdn. Bhd.	5,642,000	0.767
12	Chong Chin Huang	4,390,000	0.596
13	CIMSEC Nominees (Tempatan) Sdn Bhd Pledged Securities Account for Tee Boon Kee	4,388,000	0.596
14	DB (Malaysia) Nominee (Asing) Sdn Bhd Exempt an for Deutsche Bank AG Singapore (PWM Asing)	4,033,600	0.548
15	999 Resources Sdn Bhd	4,000,000	0.543
16	Attractive Features Sdn. Bhd.	4,000,000	0.543
17	Yong Sow Lan	3,931,300	0.534
18	Public Nominees (Tempatan) Sdn Bhd Pledged Securities Account for Sim Leong Thun (E-SS2)	3,920,000	0.532
19	CIMSEC Nominees (Tempatan) Sdn Bhd CIMB Bank for Koh Kin Lip (MY0502)	3,070,000	0.417
20	JF Apex Nominees (Tempatan) Sdn Bhd Pledged Securities Account for Chau Chee Yang (STA2)	2,333,900	0.317
21	Complete Bayview Sdn. Bhd.	2,320,000	0.315
22	Public Nominees (Tempatan) Sdn Bhd Pledged Securities Account for Ong Chia Xian (E-SS2)	2,320,000	0.315
23	Gan Boon Khim	2,000,000	0.271
24	Maybank Securities Nominees (Tempatan) Sdn Bhd Pledged Securities Account for Khor Ching Lee (STF)	2,000,000	0.271
25	Tan Tian Yeow	1,848,900	0.251
26	Mercsec Nominees (Tempatan) Sdn Bhd Pledged Securities Account for TINTT Realty Sdn Bhd	1,348,000	0.183
27	Affin Hwang Nominees (Tempatan) Sdn. Bhd. Sow Kin Hai	1,343,900	0.182
28	Ho Hon Sang	1,274,500	0.173
29	Maybank Securities Nominees (Tempatan) Sdn Bhd Pledged Securities Account for Foo Chi Ching (Dealer 060)	1,240,000	0.168
30	Maybank Securities Nominees (Tempatan) Sdn Bhd Pledged Securities Account for Yap Boon Chin (Margin)	1,205,000	0.163

CORPORATE DIRECTORY

SUNSURIA BERHAD (8235-K)

Head Office

Suite 8, Main Tower, Sunsuria Avenue,
Persiaran Mahogani, Kota Damansara, PJU 5,
47810 Petaling Jaya, Selangor Darul Ehsan, Malaysia
Tel: +603 6145 7777 Fax: +603 6145 7778

Property Division

Sunsuria Sales Gallery
Suite 1-3A, Main Tower, Sunsuria Avenue,
Persiaran Mahogani, Kota Damansara, PJU 5,
47810 Petaling Jaya, Selangor Darul Ehsan, Malaysia
Tel: +603 6142 2727 Fax: +603 6142 2222

Johor Bahru Sales Gallery
No. 1, Jalan Bukit Indah 15/3,
Taman Bukit Indah,
81200 Johor Bahru, Johor.
Tel: +607 238 1117 Fax: +607 239 1117

Manufacturing Division

Maicador Sdn Bhd
5100-A, Lorong Mak Mandin 5,
Mak Mandin Industrial Estate,
13400 Butterworth, Penang, Malaysia.
Tel: +604 331 2150 Fax: +604 332 1889

NOTICE OF FORTY-SIXTH ANNUAL GENERAL MEETING

NOTICE IS HEREBY GIVEN THAT the Forty-Sixth Annual General Meeting of the Company will be convened and held at Banquet Hall, Unique Seafood Damansara, Sunsuria Avenue, Persiaran Mahogani, PJU 5 Kota Damansara, 47810 Petaling Jaya, Selangor Darul Ehsan on Friday, 26 February 2016 at 10.00 a.m. to transact the following items of business:

AGENDA

As Ordinary Business

1. To receive the Statutory Financial Statements for the period from 1 April 2014 to 30 September 2015 together with the Directors' and Auditors' Reports thereon. **Please refer Explanatory Note A**
2. To approve the payment of Directors' Fees amounting to RM265,133.64 for the period ended 30 September 2015. **Ordinary Resolution 1**
3. To re-elect the following Directors who retire in accordance with Article 85 of the Company's Articles of Association:-
 - (a) Datuk Ter Leong Yap; and **Ordinary Resolution 2**
 - (b) Koong Wai Seng. **Ordinary Resolution 3**
4. To re-elect the following Directors who retire in accordance with Article 92 of the Company's Articles of Association:-
 - (a) Alexon Khor Swek Chen; and **Ordinary Resolution 4**
 - (b) Tan Pei Geok. **Ordinary Resolution 5**
5. To re-appoint Messrs Crowe Horwath as Auditors of the Company for the ensuing year and to authorise the Directors to fix their remuneration. **Ordinary Resolution 6**
6. To consider any other business of which due notice shall have been given.

BY ORDER OF THE BOARD

LEONG SHIAK WAN (MAICSA 7012855)
Company Secretary

Petaling Jaya
4 February 2016

NOTICE OF FORTY-SIXTH ANNUAL GENERAL MEETING *cont'd*

NOTES:

- (i) The Company has changed its financial year end from 31 March to 30 September on 21 July 2015. Section 143 (1) of the Companies Act, 1965 states that an Annual General Meeting ("AGM") must be held once in every calendar year. The Companies Commission of Malaysia has granted its approval for an extension of time until 31 March 2016 for the Company to hold its AGM in respect of the calendar year 2015. The Company did not hold any AGM in year 2015. Hence, the forthcoming Forty-Sixth AGM will be held to table the 18 months Statutory Financial Statements made up from 1 April 2014 to 30 September 2015 as well as other ordinary businesses, and this AGM shall be deemed to be held for the calendar year 2015.
- (ii) A member entitled to attend and vote at the above meeting is entitled to appoint one or more proxies (but not more than two) to attend and vote instead of him. A proxy may but need not be a member of the Company and the provisions of Section 149(1)(b) of the Companies Act, 1965 shall not apply to the Company. Where a member appoints two proxies to attend the same meeting, the member shall specify the proportion of his shareholding to be represented by each proxy, failing which the appointment shall be invalid.
- (iii) Where a member of the Company is an authorised nominee as defined under the Securities Industry (Central Depositories) Act, 1991, it shall be entitled to appoint not more than two (2) proxies in respect of each securities account it holds with ordinary shares of the Company standing to the credit of the said securities account.

Where a member of the Company is an exempt authorised nominee which holds ordinary shares in the Company for multiple beneficial owners in one securities account ("**omnibus account**"), there is no limit to the number of proxies which the exempt authorised nominee may appoint in respect of each omnibus account it holds.

Where an authorised nominee or an exempt authorised nominee appoints more than one proxy, the proportion of shareholdings to be represented by each proxy must be specified in the instrument appointing the proxies.

- (iv) The instrument appointing a proxy shall be in writing under the hand of the appointor or of his attorney duly authorised in writing or, if the appointor is a corporation, either under the corporation's common seal or under the hand of an officer or attorney duly authorised. The instrument appointing a proxy shall be deemed to confer authority to demand or join in demanding a poll.
- (v) The instrument appointing a proxy shall be deposited with the Company's Share Registrar, Tricor Investor & Issuing House Services Sdn Bhd, Unit 32-01, Level 32, Tower A, Vertical Business Suite, Avenue 3, Bangsar South, No. 8 Jalan Kerinchi, 59200 Kuala Lumpur, Malaysia, not less than forty-eight (48) hours before the time appointed for holding the above meeting or any adjournment thereof.
- (vi) Depositors whose names appear in the Record of Depositors as at 22 February 2016 (not less than three (3) Market Days before the general meeting) shall be entitled to attend and vote at the general meeting or appoint proxies to attend and vote on his behalf.

EXPLANATORY NOTE A

This Agenda item is meant for discussion only as under the provisions of Section 169(1) of the Companies Act, 1965, the audited financial statements do not require formal approval of members and hence, this matter will not be put forward for voting.

NOTICE OF FORTY-SEVENTH ANNUAL GENERAL MEETING

NOTICE IS HEREBY GIVEN THAT the Forty-Seventh Annual General Meeting of the Company will be convened and held at Banquet Hall, Unique Seafood Damansara, Sunsuria Avenue, Persiaran Mahogani, PJU 5 Kota Damansara, 47810 Petaling Jaya, Selangor Darul Ehsan on Friday, 26 February 2016 at 10.30 a.m. or immediately following the conclusion or adjournment (as the case may be) of the Forty-Sixth Annual General Meeting which will be held at 10.00 a.m. on the same day and at the same venue, to transact the following items of business:

AGENDA

As Ordinary Business

1. To re-elect the following Directors who retire in accordance with Article 85 of the Company's Articles of Association:-
 - (a) Dato' Tan Tian Meng; and **Ordinary Resolution 1**
 - (b) Liew Jee Min @ Chong Jee Min. **Ordinary Resolution 2**
2. To re-appoint Messrs Crowe Horwath as Auditors of the Company for the ensuing year and to authorise the Directors to fix their remuneration. **Ordinary Resolution 3**

As Special Business

3. To consider and if thought fit, pass the following ordinary resolutions:
 - (a) **Authority to Allot Shares Pursuant to Section 132D of the Companies Act, 1965** **Ordinary Resolution 4**

"THAT subject always to the Companies Act, 1965 ("the Act"), the Company's Articles of Association and the approvals of the relevant Governmental and/or regulatory authorities, the Directors be and are hereby empowered, pursuant to Section 132D of the Companies Act, 1965, to issue and allot new shares in the Company from time to time upon such terms and conditions, and for such purposes and to such person or persons whomsoever as the Directors may deem fit provided that the aggregate number of shares issued pursuant to this resolution does not exceed 10% of the total issued share capital of the Company for the time being, and THAT the Directors be and are also empowered to obtain the approval from Bursa Malaysia Securities Berhad for the listing and quotation for the additional shares so issued and THAT such authority shall continue in force until the conclusion of the next Annual General Meeting of the Company."
 - (b) **Proposed Renewal of Shareholders' Mandate for Recurrent Related Party Transactions of a revenue or trading nature and New Shareholders' Mandate for RRPT ("Proposed Shareholders' Mandate for RRPT")** **Ordinary Resolution 5**

"THAT subject always to the Main Market Listing Requirements of Bursa Malaysia Securities Berhad, approval be and is hereby be given to the Company and/or its subsidiaries ("Sunsuria Group") to enter into recurrent related party transactions of a revenue or trading nature with those related parties as set out in Section 2.1.2 of the Circular to Shareholders dated 4 February 2016 which are necessary for the Sunsuria Group's day-to-day operations.

NOTICE OF FORTY-SEVENTH ANNUAL GENERAL MEETING *cont'd*

AND THAT the aforesaid recurrent transactions of a revenue or trading nature are subject to the following:-

- (i) the transactions are in the ordinary course of business and are on terms not more favourable to the related parties than those generally available to the public and not to the detriment of minority shareholders; and
- (ii) disclosure of the aggregate value of recurrent transactions conducted pursuant to the Proposed Shareholders' Mandate for RRPT will be disclosed in the Annual Report for the said financial year AND THAT such approval shall continue to be in force until:-
 - (a) the conclusion of the next Annual General Meeting ("AGM") of the Company following the forthcoming AGM at which time it will lapse, unless by a resolution passed at the meeting the authority is renewed; or
 - (b) the expiration of the period within which the next AGM of the Company subsequent to the date it is required to be held pursuant to Section 143(1) of the Companies Act, 1965 ("the Act") (but shall not extend to such extension as may be allowed pursuant to Section 143(2) of the Act); or
 - (c) revoked or varied by resolution passed by the shareholders in a general meeting.

whichever is earlier.

AND THAT the Directors and/or any of them be and are hereby authorised to complete and do all such acts and things (including executing such documents as may be required) as they may consider expedient or necessary to give effect to the Proposed Shareholders' Mandate for RRPT."

(c) Proposed New Shareholders' Mandate for Purchase by the Company of up to ten percent (10%) of its own issued and paid-up share capital ("Proposed Share Buy-Back") **Ordinary Resolution 6**

"THAT subject to Section 67A of the Act, provisions of the Memorandum and Articles of Association of the Company, the Main Market Listing Requirements of Bursa Securities and any other relevant authorities, the Directors of the Company be and are hereby authorised to exercise the power of the Company to purchase such amount of ordinary shares of RM0.50 each in the Company from time to time through Bursa Securities subject further to the following:-

- (a) the aggregate number of shares purchase does not exceeded 10% of the issued and paid-up ordinary share capital of the Company ("Purchases Shares") at the point of purchase;
- (b) the maximum funds to be allocated by the Company for the purpose of purchasing the Purchased Shares shall not exceed the total retained profits and share premium account of the Company at the time of the purchase(s);

NOTICE OF FORTY-SEVENTH ANNUAL GENERAL MEETING

cont'd

- (c) the authority conferred by this resolution will commence immediately upon passing of this resolution and will continue to be in force until; and
 - (i) the conclusion of the next AGM of the Company;
 - (ii) the expiration of the period within the next AGM of the Company subsequent to the date it is required to be held pursuant to Section 143(1) of the Act but shall not extend to such extension as may be allowed pursuant to Section 143(2) of the Act;
 - (iii) revoked or varied by a resolution passed by the shareholders in general meeting.whichever is earlier.
- (d) upon completion of the purchase(s) of the Purchased Shares, the Directors of the Company be and are hereby authorised to deal with the Purchased Shares in the following manner:-
 - (i) to cancel the Purchased Shares so purchased; or
 - (ii) to retain the Purchased Shares so purchased as treasury shares for distribution as dividend to the shareholders and/or resell on the market of Bursa Securities; or
 - (iii) to retain part of the Purchased Shares so purchased as treasury shares and cancel the remainder; or
 - (iv) to deal in such other manner as the Bursa Securities and such other relevant authorities may allow from time to time.

AND THAT the Directors of the Company be and are hereby authorised to take such steps as are necessary to implement, finalise and give full effect to the Proposed Share Buy-Back with full power to assent to any conditions, modifications, variations and/or amendments (if any) as may be imposed by the relevant authorities and with fullest power to do all such acts and things thereafter as the Directors may deem fit and expedient in the best interest of the Company."

4. To consider any other business of which due notice shall have been given.

BY ORDER OF THE BOARD

LEONG SHIAK WAN (MAICSA 7012855)
Company Secretary

Petaling Jaya
4 February 2016

NOTICE OF FORTY-SEVENTH ANNUAL GENERAL MEETING *cont'd*

NOTES:

- (i) A member entitled to attend and vote at the above meeting is entitled to appoint one or more proxies (but not more than two) to attend and vote instead of him. A proxy may but need not be a member of the Company and the provisions of Section 149(1)(b) of the Companies Act, 1965 shall not apply to the Company. Where a member appoints two proxies to attend the same meeting, the member shall specify the proportion of his shareholding to be represented by each proxy, failing which the appointment shall be invalid.
- (ii) Where a member of the Company is an authorised nominee as defined under the Securities Industry (Central Depositories) Act, 1991, it shall be entitled to appoint not more than two (2) proxies in respect of each securities account it holds with ordinary shares of the Company standing to the credit of the said securities account.

Where a member of the Company is an exempt authorised nominee which holds ordinary shares in the Company for multiple beneficial owners in one securities account ("**omnibus account**"), there is no limit to the number of proxies which the exempt authorised nominee may appoint in respect of each omnibus account it holds.

Where an authorised nominee or an exempt authorised nominee appoints more than one proxy, the proportion of shareholdings to be represented by each proxy must be specified in the instrument appointing the proxies.

- (iii) The instrument appointing a proxy shall be in writing under the hand of the appointor or of his attorney duly authorised in writing or, if the appointor is a corporation, either under the corporation's common seal or under the hand of an officer or attorney duly authorised. The instrument appointing a proxy shall be deemed to confer authority to demand or join in demanding a poll.
- (iv) The instrument appointing a proxy shall be deposited with the Company's Share Registrar, Tricor Investor & Issuing House Services Sdn Bhd, Unit 32-01, Level 32, Tower A, Vertical Business Suite, Avenue 3, Bangsar South, No. 8 Jalan Kerinchi, 59200 Kuala Lumpur, Malaysia, not less than forty-eight (48) hours before the time appointed for holding the above meeting or any adjournment thereof.
- (v) Depositors whose names appear in the Record of Depositors as at 22 February 2016 (not less than three (3) Market Days before the general meeting) shall be entitled to attend and vote at the general meeting or appoint proxies to attend and vote on his behalf.

EXPLANATORY NOTE ON THE SPECIAL BUSINESS

- (a) The proposed Resolution 4, if approved, will empower the Directors to allot and issue shares in the Company up to an amount not exceeding in total 10% of the issued share capital of the Company for such purposes as the Directors consider would be in the interest of the Company. This authority, unless revoked or varied by the Company at general meeting, will expire at the next Annual General Meeting. As at the date of this Notice, no new shares in the Company were issued pursuant to the authority granted to the Directors at the Forty-Fifth Annual General Meeting held on 30 September 2014 and which has lapsed at the conclusion of the Forty-Sixth Annual General Meeting. Nevertheless, a renewal for the said mandate is sought to avoid any delay and cost involved in convening a general meeting to approve such an issue of shares. The aforesaid authority is to give the Directors the authority and flexibility to raise fund more expediently via issuance of shares for purpose of funding future investments, working capital and/or any acquisition.
- (b) The proposed Resolution 5, if approved, will empower the Directors of the Company from the date of the Forty-Seventh Annual General Meeting, to deal with the related party transactions involving recurrent transactions of revenue or trading nature which is necessary for its day-to-day operations. These Recurrent Related Party Transactions are in the ordinary business and are on terms not more favourable to the related parties than those generally available to the public. This authority, unless revoke or varies at a general meeting, will expire at the next Annual General Meeting.
- (c) The proposed Resolution 6, if approved, will empower the Directors of the Company from the date of the Forty-Seventh Annual General Meeting, to purchase the Company's shares of an aggregate amount of up to 10% of the issued and paid-up share capital of the Company for the time being. This authority, unless revoke or varies at a general meeting, will expire at the next Annual General Meeting.

This page has been intentionally left blank

PROXY FORM

SUNSURIA BERHAD

(Company No. 8235-K) (Incorporated in Malaysia)

SUNSURIA

Building Today Creating Tomorrow

I/We, NRIC No. / Company No.
of being a member / members
of **SUNSURIA BERHAD** (8235-K) hereby appoint
NRIC No.: of
representing percentage (%) of my/our shareholdings in the Company and/or failing him/her
..... NRIC No.:
of representing
percentage (%) of my / our shareholdings in the Company OR failing him/her/them, the Chairman of the Meeting as my/our proxy/
proxies to attend and vote for me/us on my/our behalf at the Forty-Sixth Annual General Meeting of the Company to be held at
Banquet Hall, Unique Seafood Damansara, Sunsuria Avenue, Persiaran Mahogani, PJU 5 Kota Damansara, 47810 Petaling Jaya,
Selangor Darul Ehsan on Friday, 26 February 2016 at 10.00 a.m. and, at any adjournment thereof on the following resolutions in
the manner indicated below:-

	RESOLUTION	FOR	AGAINST
ORDINARY RESOLUTION 1	Approval of Directors' Fees of RM265,133.64 for the financial period ended 30 September 2015		
ORDINARY RESOLUTION 2	Re-election of Datuk Ter Leong Yap as Director		
ORDINARY RESOLUTION 3	Re-election of Mr Koong Wai Seng as Director		
ORDINARY RESOLUTION 4	Re-election of Mr Alexon Khor Swek Chen as Director		
ORDINARY RESOLUTION 5	Re-election of Ms Tan Pei Geok as Director		
ORDINARY RESOLUTION 6	Appointment of Messrs Crowe Horwath as Auditors		

Dated this day of 2016

No. of Ordinary Shares Held:

.....
Signature/Common Seal of Shareholder

CDS Account No.:

Notes:-

- (i) The Company has changed its financial year end from 31 March to 30 September on 21 July 2015. Section 143 (1) of the Companies Act, 1965 states that an Annual General Meeting ("AGM") must be held once in every calendar year. The Companies Commission of Malaysia has granted its approval for an extension of time until 31 March 2016 for the Company to hold its AGM in respect of the calendar year 2015. The Company did not hold any AGM in year 2015. Hence, the forthcoming Forty-Sixth AGM will be held to table the 18 months Statutory Financial Statements made up from 1 April 2014 to 30 September 2015 as well as other ordinary businesses, and this AGM shall be deemed to be held for the calendar year 2015.
- (ii) A member entitled to attend and vote at the above meeting is entitled to appoint one or more proxies (but not more than two) to attend and vote instead of him. A proxy may but need not be a member of the Company and the provisions of Section 149(1)(b) of the Companies Act, 1965 shall not apply to the Company. Where a member appoints two proxies to attend the same meeting, the member shall specify the proportion of his shareholding to be represented by each proxy, failing which the appointment shall be invalid.
- (iii) Where a member of the Company is an authorised nominee as defined under the Securities Industry (Central Depositories) Act, 1991, it shall be entitled to appoint not more than two (2) proxies in respect of each securities account it holds with ordinary shares of the Company standing to the credit of the said securities account.
Where a member of the Company is an exempt authorised nominee which holds ordinary shares in the Company for multiple beneficial owners in one securities account ("**omnibus account**"), there is no limit to the number of proxies which the exempt authorised nominee may appoint in respect of each omnibus account it holds.
Where an authorised nominee or an exempt authorised nominee appoints more than one (1) proxy, the proportion of shareholdings to be represented by each proxy must be specified in the instrument appointing the proxies.
- (iv) The instrument appointing a proxy shall be in writing under the hand of the appointor or of his attorney duly authorised in writing or, if the appointor is a corporation, either under the corporation's common seal or under the hand of an officer or attorney duly authorised. The instrument appointing a proxy shall be deemed to confer authority to demand or join in demanding a poll.
- (v) The instrument appointing a proxy shall be deposited with the Company's Share Registrar, Tricor Investor & Issuing House Services Sdn Bhd, Unit 32-01, Level 32, Tower A, Vertical Business Suite, Avenue 3, Bangsar South, No. 8 Jalan Kerinchi, 59200 Kuala Lumpur, Malaysia, not less than forty-eight (48) hours before the time appointed for holding the above meeting or any adjournment thereof.
- (vi) Depositors whose names appear in the Record of Depositors as at 22 February 2016 (not less than three (3) Market Days before the general meeting) shall be entitled to attend and vote at the general meeting or appoint proxies to attend and vote on his behalf.

Fold this flap for sealing

Please fold here

STAMP

The Share Registrar
SUNSURIA BERHAD
(Company No. 8235-K)
c/o Tricor Investor & Issuing House Services Sdn Bhd
Unit 32-01, Level 32, Tower A
Vertical Business Suite, Avenue 3, Bangsar South
No. 8 Jalan Kerinchi
59200 Kuala Lumpur, Malaysia

Please fold here

PROXY FORM

SUNSURIA BERHAD

(Company No. 8235-K) (Incorporated in Malaysia)

SUNSURIA

Building Today Creating Tomorrow

I/We, NRIC No. / Company No.
of being a member / members
of **SUNSURIA BERHAD** (8235-K) hereby appoint
NRIC No.: of
representing percentage (%) of my/our shareholdings in the Company and/or failing him/her
..... NRIC No.:
of representing
percentage (%) of my / our shareholdings in the Company OR failing him/her/them, the Chairman of the Meeting as my/our proxy/
proxies to attend and vote for me/us on my/our behalf at the Forty-Seventh Annual General Meeting of the Company to be held at
Banquet Hall, Unique Seafood Damansara, Sunsuria Avenue, Persiaran Mahogani, PJU 5 Kota Damansara, 47810 Petaling Jaya,
Selangor Darul Ehsan on Friday, 26 February 2016 at 10.30 a.m. or immediately following the conclusion or adjournment (as the
case may be) of the Forty-Sixth Annual General Meeting which will be held at 10.00 a.m. on the same day and at the same venue
and, at any adjournment thereof on the following resolutions in the manner indicated below:-

	RESOLUTION	FOR	AGAINST
ORDINARY RESOLUTION 1	Re-election of Dato' Tan Tian Meng as Director		
ORDINARY RESOLUTION 2	Re-election of Mr Liew Jee Min @ Mr Chong Jee Min as Director		
ORDINARY RESOLUTION 3	Appointment of Messrs Crowe Horwath as Auditors		
ORDINARY RESOLUTION 4	Authority to allot and issue shares pursuant to Section 132D of the Companies Act, 1965		
ORDINARY RESOLUTION 5	Proposed Shareholders' Mandate for Recurrent Related Party Transactions		
ORDINARY RESOLUTION 6	Proposed New Shareholders' Mandate for Share Buy-Back		

Dated this day of 2016

No. of Ordinary Shares Held:

.....
Signature/Common Seal of Shareholder

CDS Account No.:

Notes:-

- (i) A member entitled to attend and vote at the above meeting is entitled to appoint one or more proxies (but not more than two) to attend and vote instead of him. A proxy may but need not be a member of the Company and the provisions of Section 149(1)(b) of the Companies Act, 1965 shall not apply to the Company. Where a member appoints two proxies to attend the same meeting, the member shall specify the proportion of his shareholding to be represented by each proxy, failing which the appointment shall be invalid.
- (ii) Where a member of the Company is an authorised nominee as defined under the Securities Industry (Central Depositories) Act, 1991, it shall be entitled to appoint not more than two (2) proxies in respect of each securities account it holds with ordinary shares of the Company standing to the credit of the said securities account.
Where a member of the Company is an exempt authorised nominee which holds ordinary shares in the Company for multiple beneficial owners in one securities account ("**omnibus account**"), there is no limit to the number of proxies which the exempt authorised nominee may appoint in respect of each omnibus account it holds.
Where an authorised nominee or an exempt authorised nominee appoints more than one proxy, the proportion of shareholdings to be represented by each proxy must be specified in the instrument appointing the proxies.
- (iii) The instrument appointing a proxy shall be in writing under the hand of the appointor or of his attorney duly authorised in writing or, if the appointor is a corporation, either under the corporation's common seal or under the hand of an officer or attorney duly authorised. The instrument appointing a proxy shall be deemed to confer authority to demand or join in demanding a poll.
- (iv) The instrument appointing a proxy shall be deposited with the Company's Share Registrar, Tricor Investor & Issuing House Services Sdn Bhd, Unit 32-01, Level 32, Tower A, Vertical Business Suite, Avenue 3, Bangsar South, No. 8 Jalan Kerinchi, 59200 Kuala Lumpur, Malaysia, not less than forty-eight (48) hours before the time appointed for holding the above meeting or any adjournment thereof.
- (v) Depositors whose names appear in the Record of Depositors as at 22 February 2016 (not less than three (3) Market Days before the general meeting) shall be entitled to attend and vote at the general meeting or appoint proxies to attend and vote on his behalf.

Fold this flap for sealing

Please fold here

STAMP

The Share Registrar
SUNSURIA BERHAD
(Company No. 8235-K)
c/o Tricor Investor & Issuing House Services Sdn Bhd
Unit 32-01, Level 32, Tower A
Vertical Business Suite, Avenue 3, Bangsar South
No. 8 Jalan Kerinchi
59200 Kuala Lumpur, Malaysia

Please fold here


www.sunsuria.com


SUNSURIA

Building Today Creating Tomorrow

SUNSURIA BERHAD (Company No. 8235-K)

Suite 8, Main Tower, Sunsuria Avenue, Persiaran Mahogani, Kota Damansara
PJU 5, 47810 Petaling Jaya, Selangor Darul Ehsan, Malaysia.

 [+\(60\)3-6145 7777](tel:+60361457777)

 [+\(60\)3-6145 7778](tel:+60361457778)

 [sunsuriaberhad](https://www.facebook.com/sunsuriaberhad)